

Technical catalog

CURTAIN WALL WINDOW

| ALT F50

AluminTechno
ALUMINUM PROFILE SYSTEMS





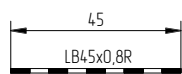
ALT F50
Curtain wall window

GENERAL INFORMATION

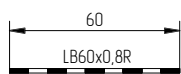
Information pictograms and symbols	01.01.01
Catalog description	01.02.01
Order information	
Aluminum profiles	01.03.01
Accessories in lengths	01.03.03
Gaskets	01.03.04
Aluminum profile pieces	01.03.06
Non-aluminum pieces	01.03.08
Screws	01.03.10
Chemicals	01.03.11
Hardware	01.03.13
Main profile characteristics	01.04.01

Information pictograms

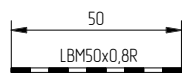
Attention	See page	COSMO HD-100.412	2-component PUR adhesive	Structural sealant	Cyanoacrylate adhesive	Use a roller
Step-by-step	Perform the indicated operation	Press on	Press until you hear a click (click)	Nip	Pin driver	Strike
Cut with a knife	Clean the surface	Tighten with a clamp	Mill	Flatness		
Screw in	Drill	Fix by pins	Adjust	Use a paddle		
Gasket roller	Cut					



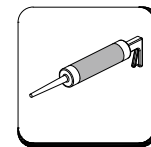
ALUTECH facade tape
Tape length - 15 m
Qty per pack - 60 m



ALUTECH facade tape
Tape length - 15 m
Qty per pack - 60 m



ALUTECH metallized tape
Tape length - 15 m
Qty per pack - 60 m



COSMO HD-100.412

ALUTECH facade tape is a water-proofing self-adhesive tape on the base of butyl rubber, ready to use, which does not require any special tools. Sealing surfaces of glass units should be cleaned and degreased. For the degreasing it is recommended to use isopropyl alcohol or toluene, using two cloths: one for removing dirt and grease and the other for wiping the surface dry. The tape should be glued tightly along its entire length, the joints should overlap. Standard tape thickness is 0.8 mm. Temperature for applying: +10 °C to + 40 °C (-15 °C min). Operating temperature: -40 °C to +80 °C.

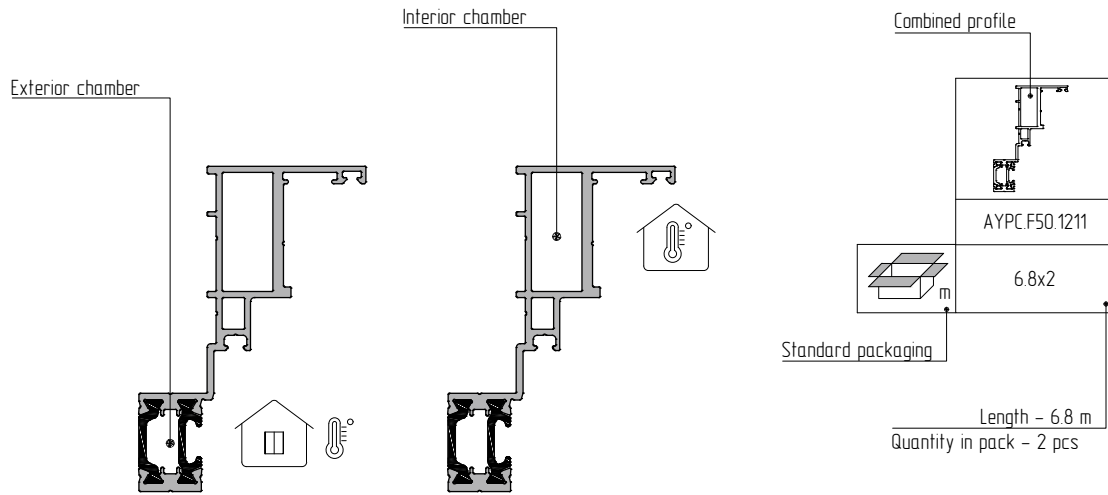
ALUTECH metallized tape is a water-proofing self-adhesive tape on the base of butyl rubber, ready to use, which does not require any special tools. Sealing surfaces of glass units should be cleaned and degreased. For the degreasing it is recommended to use isopropyl alcohol or toluene, using two cloths: one for removing dirt and grease and the other for wiping the surface dry. The tape should be glued tightly along its entire length, the joints should overlap. Standard tape thickness is 0.8 mm. Temperature for applying: +10 °C to + 40 °C (-15 °C min). Operating temperature: -40 °C to +80° C.

COSMO HD-100.412 is a sealant resistant to aging and to weather impact. It is used for pasting rubber gaskets, and sealing profile joints, water drip and plug fitting areas, etc. Use COSMO CL-310.110 before application on coated profiles. Use COSMO CL-300.150 cleaner to remove fresh, uncured mass from surfaces and tools. Temperature for applying: +5 °C to +40 °C. Operating temperature: -40 °C to +100 °C.



Attention:
Not recommended to use for the clamp bar

Catalog User Guide



Type of connection	Exterior chamber	Interior chamber	Article	Quantity in pack
			AYPC.F50.1960	300
90° corner connection			AYPC.F50.1950-09	24
			5x10DIN6325D	100
			AYPC.W62.0957	200

Quantity in pack – 24 pcs

Connection is possible



Aluminum profiles

Aluminum profiles are manufactured in accordance with EN 1202-2, EN 755-1, EN 755-2, EN 573:3, EN 486:2009 by extrusion of alloy 6060 and 6063, T6 or T66 temper. The alloys are resistant to corrosion and are suitable for high precision and strength profiles manufacturing.

Thermal breaks

Thermal breaks are made of PA66GA25 polyamide reinforced with 25% glass fiber for lower thermal conductivity, which ensures high precision of shape and size, strength and aging resistance.

Gaskets

Rubber gaskets on the basis of ethylene propylene rubbers (EPDM) are used to seal the infill, and to ensure proper adjacency of the sash and frame.

Insulation profiles

Insulation profiles are made by extrusion from hard impact resistant polyvinyl chloride (PVC-U-HI) with excellent mechanical and thermal properties.

Mounting elements

Mounting elements used to connect the profiles, accessories and hardware are made of stainless steel class A2 or higher.

Profile surface coating

The profile surfaces are protected against corrosion by various types of coating:

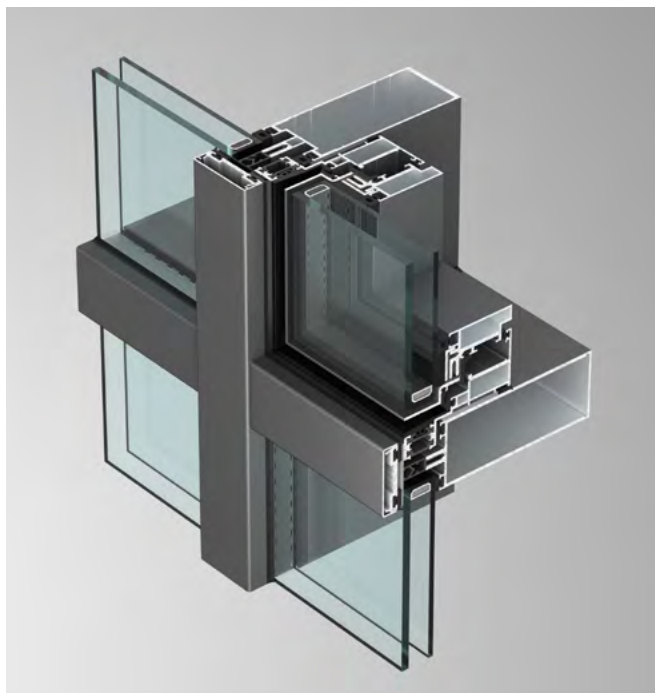
- protective and decorative powder coating at least 60 µm thick, Qualicoat/Seaside certified, available in any RAL color;
- anodizing available in 9 colors. Several surface treatment options are available: chemical etching, bead blasting and brushing. This type of coating meets Qualanod quality standards
- woodgrain effect – decorative powder coating of aluminum profiles using special equipment. Qualicoat/Seaside certificate. 5 colors available.

Protective measures

Polymer protective film is used for profiles surface protection. It should be removed after installation without leaving any residue or traces on the surface of the profiles. It protects the products from mechanical damage and exposure to cement, lime, paint, etc. during installation. Clean and wipe the product with a special liquid after assembly and installation.

A curtain wall integrated window offers a modern and practical solution to ensure interior comfort and effective air ventilation.

One of the major advantages of this solution is the absence of visible aluminum profiles from the outside providing all-glass look to the facade window.



The required thermal performance is ensured by the composite structure of the sash made of two aluminum profiles connected with thermal breaks of glass fibre reinforced polyamide from leading European manufacturers.

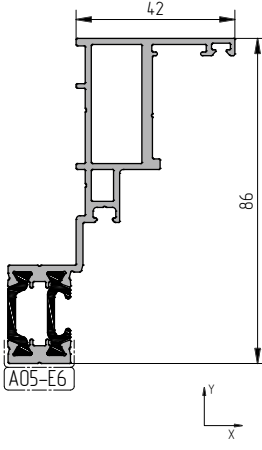
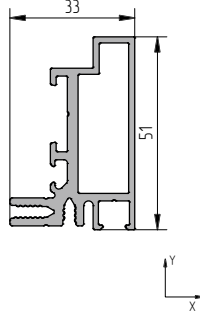
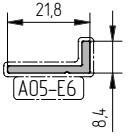
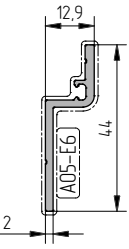
The system provides for the use of euro groove hardware kits. The top-hung type of opening increases interior space.

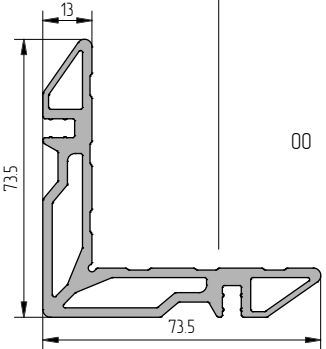
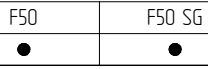
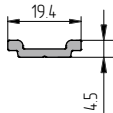



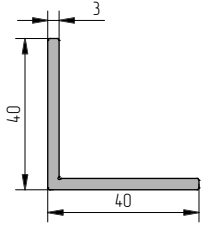

One of the distinctive features of the system is the ease of machining and assembling.

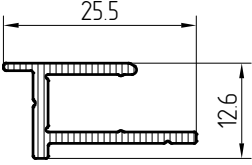
Main advantages:

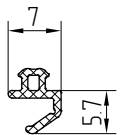
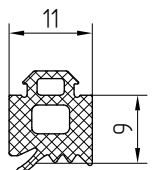
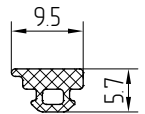
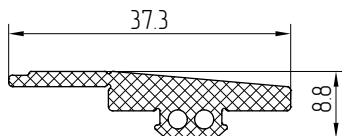
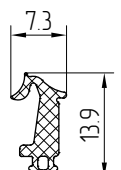
- high thermal performance and air-tightness;
- aesthetic design;
- easy and technologically advanced assembly;
- reliable hardware from recognized brands.

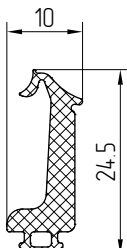
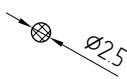
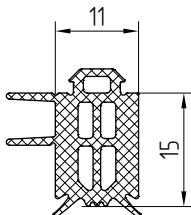
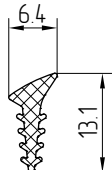
The dimensions, perimeters, weights and inertia of the profiles specified in this catalog are model values and are subject to change depending on the dimensional tolerance of the profiles. The system developer reserves the right to introduce modifications related to the improvement and further development of the system. All materials in this publication belong to the system developer. Unauthorized reproduction is not allowed.

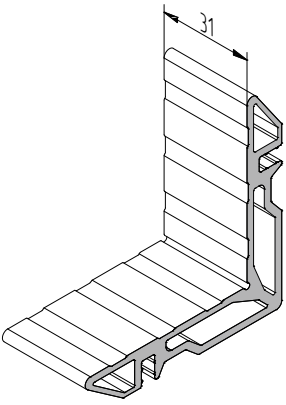
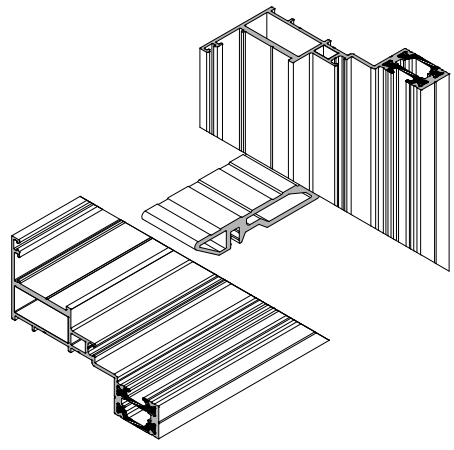
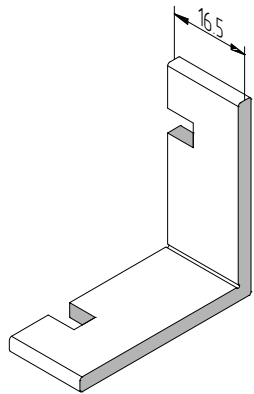
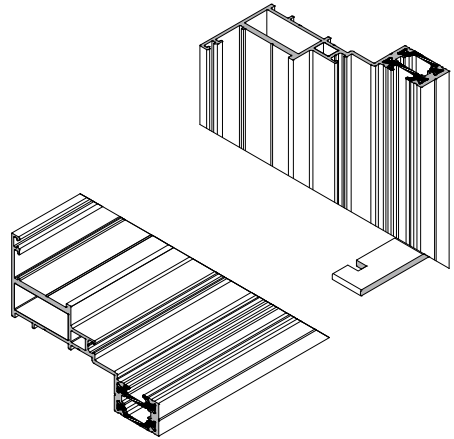
Name, article, drawing	Color	Catalog code	Weight, kg/m	Length, m	Exterior perimeter, mm	Moment of inertia, cm ⁴		Moment of resistance, cm ³		Quantity in pack		Gross pack weight, kg		
						J _x	J _y	W _x	W _y	pcs	m			
Frame profile AYPC.F50.1211 	A05-E6/00 A05-E6/RAL9016 A05-E6/RAL9006 A05-E6/A00-D6	16315050 16315051 16315054 163150340	14.33	6.8	404.6	27.16	8.86	5.46	2.52	2	13.6	19.5 20.1 20.1 19.5		
													F50	F50 SG
													●	●
Sash profile AYPC.F50.1313 	00 RAL9016 RAL9006 A00-D6	16310200 16310221 16310231 163102808	10.29	6.8	266.3	9.29	2.92	3.05	150	4	27.2	28.0 28.8 28.8 28.0		
													F50	F50 SG
													●	●
Auxiliary profile AYPC.F50.1708 	00 A05-E6	16310300 163103856	0.148	6.8	59.8	-	-	-	-	10	68.0	10.7 10.7		
													F50	F50 SG
													●	●
Support profile for glass unit AYPC.F50.1814 	00 A05-E6	16310400 163104856	0.313	6.8	119.2	-	-	-	-	10	68.0	213 213		
													F50	F50 SG
													●	●

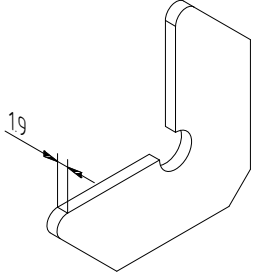
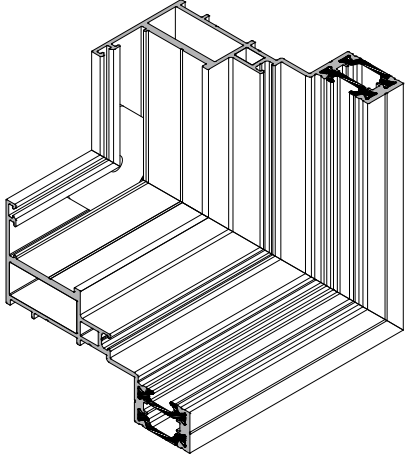
Name, article, drawing	Color	Catalog code	Weight, kg/m	Length, m	Exterior perimeter, mm	Moment of inertia, cm ⁴		Moment of resistance, cm ³		Quantity in pack		Gross pack weight, kg
						J _x	J _y	W _x	W _y	pcs	m	
Corner crimping profile AYPC.C48.0702 	00	10403600	2.103	3.25	322.9	-	-	-	-	2	6.5	13.67
F50	F50 SG											
												
Rod profile AYPC.C48.0612 	A00-E6	104025806	0.136	6.5	49.6	-	-	-	-	24	156	21.3
F50	F50 SG											
												
Auxiliary profile AYPC.F50.0701 	00 RAL9005I30	11204300 112043429	0.095	6.8	52.7	-	-	-	-	60	408	39.3 41.4
F50	F50 SG											
												
Corner crimping profile AYPC.EF65.0809 	00	11703300	0.620	6.5	159.6	-	-	-	-	8	52	21.3
F50	F50 SG											
												

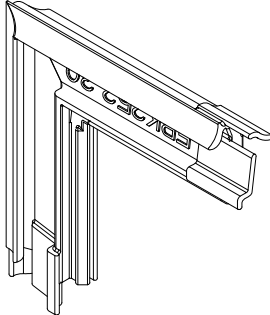
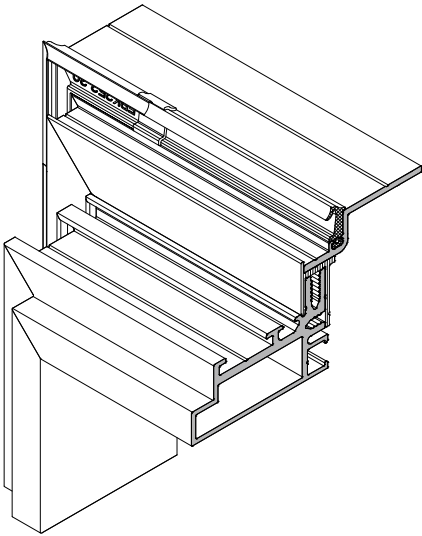
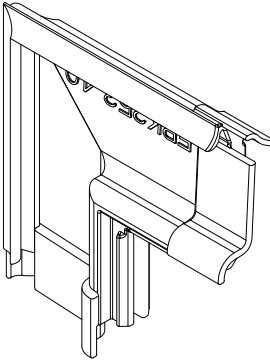
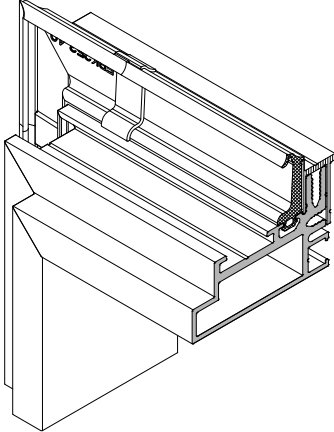
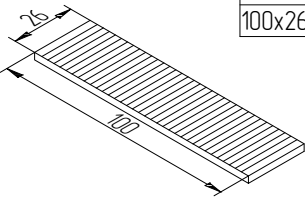
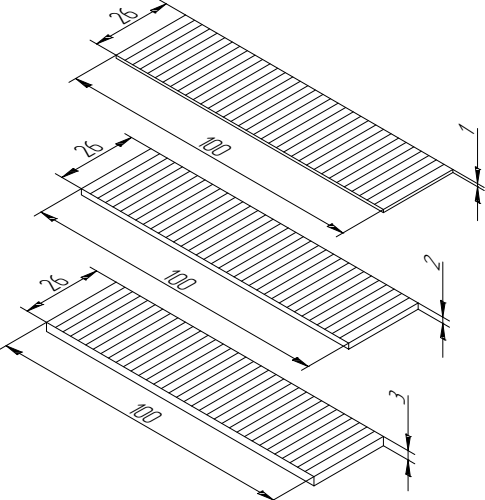
Name, article, drawing	Color	Code	Weight, kg/m	Length, m	Quantity in pack		Gross pack weight, kg
					pcs	m	
Dividing profile AYPC.F50.1907 	-	16320000	0.109	6.8	10	68	7.41
F50	F50 SG						
●	●						

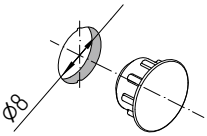
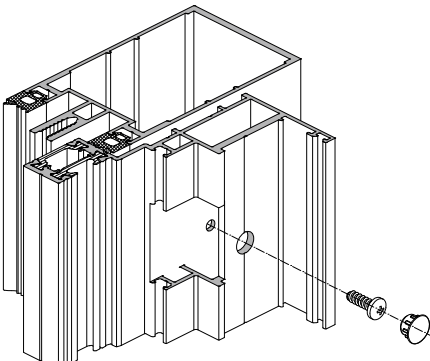
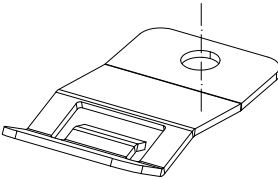
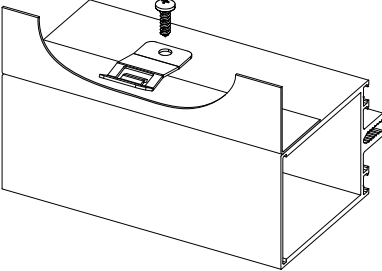
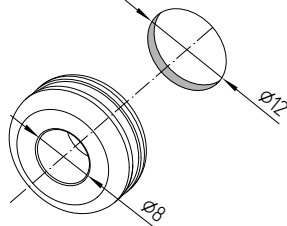
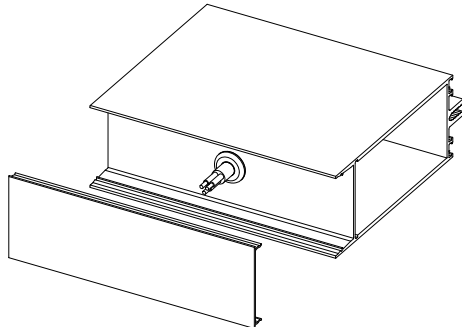
Name, article, drawing	Color	Code	Weight, kg/m	Quantity in pack, m	Gross pack weight, kg				
Rubber gasket FRK98 	-	10821000	0.027	575	15.5				
<table border="1"> <tr> <td>F50</td> <td>F50 SG</td> </tr> <tr> <td>●</td> <td>●</td> </tr> </table>	F50	F50 SG	●	●					
F50	F50 SG								
●	●								
Rubber gasket FRK17 	-	11215400	0.120	150	18.0				
<table border="1"> <tr> <td>F50</td> <td>F50 SG</td> </tr> <tr> <td>●</td> <td>●</td> </tr> </table>	F50	F50 SG	●	●					
F50	F50 SG								
●	●								
Rubber gasket FRK250 	-	16345100	0.043	500	21.5				
<table border="1"> <tr> <td>F50</td> <td>F50 SG</td> </tr> <tr> <td>●</td> <td>●</td> </tr> </table>	F50	F50 SG	●	●					
F50	F50 SG								
●	●								
Rubber gasket FRK251 	-	16345200	0.199	300	59.7				
<table border="1"> <tr> <td>F50</td> <td>F50 SG</td> </tr> <tr> <td>●</td> <td>●</td> </tr> </table>	F50	F50 SG	●	●					
F50	F50 SG								
●	●								
Rubber gasket FRK252 	-	16345300	0.057	250	14.3				
<table border="1"> <tr> <td>F50</td> <td>F50 SG</td> </tr> <tr> <td>●</td> <td>●</td> </tr> </table>	F50	F50 SG	●	●					
F50	F50 SG								
●	●								

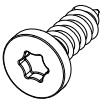
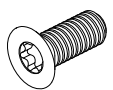
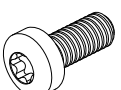
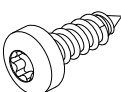
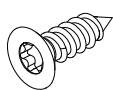


Name, article, drawing	Color	Code	Weight, kg/m	Quantity in pack, m	Gross pack weight, kg				
Rubber gasket FRK253 	-	16345400	0.134	120	16.1				
<table border="1"> <tr> <td>F50</td> <td>F50 SG</td> </tr> <tr> <td>●</td> <td>●</td> </tr> </table>	F50	F50 SG	●	●					
F50	F50 SG								
●	●								
Rubber gasket AYPC.SL160.0948 	-	12620500	0.006	100	0.6				
<table border="1"> <tr> <td>F50</td> <td>F50 SG</td> </tr> <tr> <td>●</td> <td>●</td> </tr> </table>	F50	F50 SG	●	●					
F50	F50 SG								
●	●								
Rubber gasket FRK80 	-	11410600	0.187	75	14.3				
<table border="1"> <tr> <td>F50</td> <td>F50 SG</td> </tr> <tr> <td>●</td> <td>●</td> </tr> </table>	F50	F50 SG	●	●					
F50	F50 SG								
●	●								
Rubber gasket FRK38 	-	10415500	0.092	400	36.8				
<table border="1"> <tr> <td>F50</td> <td>F50 SG</td> </tr> <tr> <td>●</td> <td>●</td> </tr> </table>	F50	F50 SG	●	●					
F50	F50 SG								
●	●								





Name, article, drawing	Color	Code	Weight, kg	Qty in pack, pcs	Gross pack weight, kg	Initial profile	Description
Clamping corner AYPC.F50.1950-09 	00	16355100	0.065	24	1.559	AYPC.C48.0702	For connecting AYPC.F50.1211 frame profiles
							
F50 ●	F50 SG ●	unit of measurement – pc					
Clamping corner AYPC.F50.1960 	00	16355000	0.010	300	2.930	AYPC.F65.0809	For connecting AYPC.F50.1211 frame profiles
							
F50 ●	F50 SG ●	unit of measurement – pc					


Name, article, drawing	Color	Code	Weight, kg	Qty in pack, pcs	Gross pack weight, kg	Initial profile	Description				
<p>Clamping corner AYPC.W62.0957</p> 	00	10813600	0.0034	200	0.68	-	<p>For connecting AYPC.F50.1211 frame profiles</p> 				
<table border="1"> <tr> <td>F50</td> <td>F50 SG</td> </tr> <tr> <td>●</td> <td>●</td> </tr> </table>	F50	F50 SG	●	●							
F50	F50 SG										
●	●										
unit of measurement - pc											

Name, article, drawing	Color	Code	Weight, kg	Qty in pack, pcs	Gross pack weight, kg	Description									
<p>Rubber corner FRK252-30</p> 	-	16350000	0.004	40	0.16	<p>Corner connection of FRK252 gasket</p> 									
<table border="1"> <tr> <td>F50</td> <td>F50 SG</td> </tr> <tr> <td>●</td> <td>●</td> </tr> <tr> <td colspan="2">unit of measurement – pc</td> </tr> </table>	F50	F50 SG	●	●	unit of measurement – pc										
F50	F50 SG														
●	●														
unit of measurement – pc															
<p>Rubber corner FRK253-40</p> 	-	16350100	0.008	40	0.32	<p>Corner connection of FRK253 gasket</p> 									
<table border="1"> <tr> <td>F50</td> <td>F50 SG</td> </tr> <tr> <td>●</td> <td>●</td> </tr> <tr> <td colspan="2">unit of measurement – pc</td> </tr> </table>	F50	F50 SG	●	●	unit of measurement – pc										
F50	F50 SG														
●	●														
unit of measurement – pc															
<p>Leveling support</p>  <table border="1"> <tr> <td>100x26x1</td> <td>104.14.600</td> <td>1000</td> </tr> <tr> <td>100x26x2</td> <td>104.14.700</td> <td>1000</td> </tr> <tr> <td>100x26x3</td> <td>104.14.800</td> <td>1000</td> </tr> </table>	100x26x1	104.14.600	1000	100x26x2	104.14.700	1000	100x26x3	104.14.800	1000	-		-		-	<p>Leveling support for the infill</p> 
100x26x1	104.14.600	1000													
100x26x2	104.14.700	1000													
100x26x3	104.14.800	1000													
<table border="1"> <tr> <td>F50</td> <td>F50 SG</td> </tr> <tr> <td>●</td> <td>●</td> </tr> <tr> <td colspan="2">unit of measurement – pc</td> </tr> </table>	F50	F50 SG	●	●	unit of measurement – pc										
F50	F50 SG														
●	●														
unit of measurement – pc															

Name, article, drawing	Color	Code	Weight, kg	Qty in pack, pcs	Gross pack weight, kg	Description
Decorative plug 8 mm AYPC.F50.0932 	10 (black) 01 (white)	11219900 11219901	0.001	100	0.20	For screw hole decoration 
F50	F50 SG					
●	●					
unit of measurement - pc						
Clip AYPC.F50.0991 	-	11327200	0.004	50	0.25	For molding installation 
F50	F50 SG					
●	●					
unit of measurement - pc						
Insulation wall bush Mi8-8 	-	11220000	-	50	-	For concealed wiring 
F50	F50 SG					
●	●					
unit of measurement - pc						

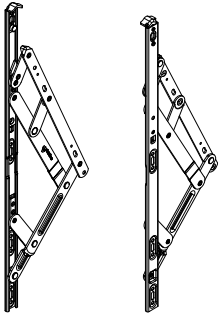
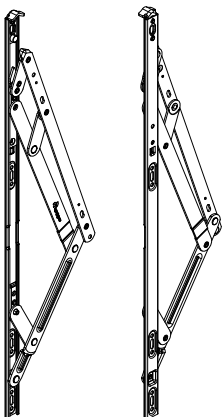
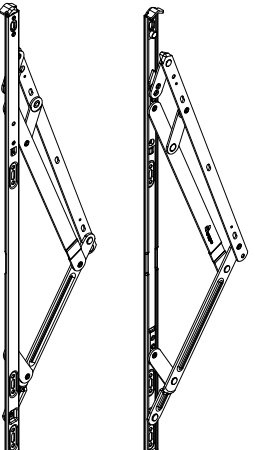
Name, drawing	Article	Color	Code	Weight, kg/100 pcs	Unit of measurement	Quantity in pack	Gross pack weight, kg
Self-tapping screw 	3,9x10TX	-	18115500	0.100	100 pcs	1	0.130
	3,9x16TX	-	18115600	0.131	100 pcs	1	0.161
Screw 	M5x16-A2IS014581	-	18114000	0.244	100 pcs	1	0.274
Screw 	M5x12-A2IS014583	-	18113800	0.341	100 pcs	1	0.371
	M5x16-A2IS014583	-	18120600	0.361	100 pcs	1	0.391
Self-tapping screw 	3,9x13-A2IS014585	-	18100600	0.140	100 pcs	1	0.170
	4,8x13-A2IS014585	-	18122500	0.242	100 pcs	1	0.272
	4,8x16-A2IS014585	-	18101200	0.246	100 pcs	1	0.276
Self-tapping screw 	3,9x9,5-A2IS014586	-	18100400	0.150	100 pcs	1	0.180
	4,8x16-A2IS014586	-	18140100	0.175	100 pcs	1	0.205
Threaded rivet nut 	M5x11,5-A2TR	-	18111300	0.159	100 pcs	1	0.189
Pin 	5x10DIN6325D	-	18112400	0.125	100 pcs	1	0.152

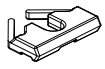
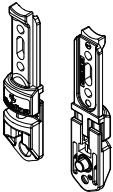
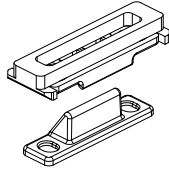
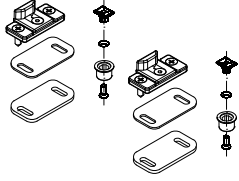
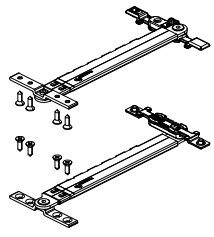
Name, article, drawing	Color	Code	Weight, kg	Volume, ml	Unit of measurement	Quantity in pack	Gross pack weight, kg	Application
Surface cleaner COSMO CL-300.150/1 	-	18609300	0.710	1000 ml	pcs	1	0.736	Removal of PU glues from the coated profile surfaces (in the corner joint areas after crimping and fixing with dowels), removal of silicone from gaskets, cleaning of sealed surfaces
Surface activator COSMO CL-310.110/1 	-	18609400	0.200	250 ml	pcs	1	0.278	Surface priming (PVC profiles, paint coated aluminum, etc.) when using COSMO HD-100.412 (black) sealant. Improves adhesion in difficult bonding areas (oil-based plastics, polyamide, smooth paints, etc.)
Anti-corrosion sealant COSMO HD-100.411/0,31 	Grey	18609500	0.440	310 ml	pcs	1	0.525	Protection of aluminum profile edges against crevice corrosion. Acts as a sealant and prevents water penetration inside the profile through a loose joint.
Rubber sealant COSMO HD-100.412/0,31 	Black	18609800	0.440	310 ml	pcs	1	0.525	Bonding of rubber gaskets, sealing of profile joints, of drip drain and plug joints area, etc. On paint coated profiles, apply COSMO CL-310.110 before the sealant
Cyanoacrylate glue CA-500.200/0,02 	-	18609600	0.020	20 ml	pcs	1	0.032	Fast bonding of EPDM rubber gaskets (PE bottle with an applicator)

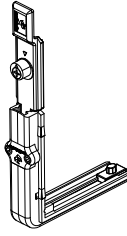
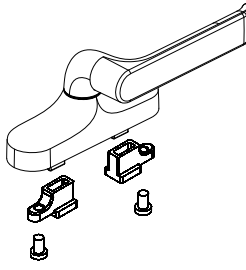
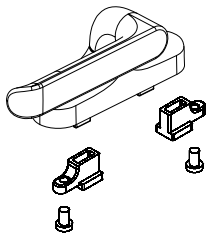
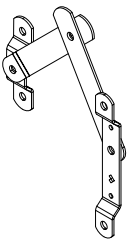
Name, article, drawing	Color	Code	Weight, kg	Volume, ml	Unit of measurement	Quantity in pack	Gross pack weight, kg	Application
Primer for bonding TPE rubber and plastics COSMO SP-840.110/0,05 	-	18609700	0.035	50 ml	pcs	1	0.107	Primer for surfaces that are difficult to bond
Two-component adhesive COSMO PU-200.280/0,62 	-	18609200	0.900	2x310 ml	pcs	1	1.050	Filling of corner connections of aluminum profiles applied through cleats. The adhesive cures by chemical reaction of components.
Manual mechanical dispensing gun COSMO SP-760.151 	-	18605200	1.380	-	pcs	1	1.780	Dosing of two-component adhesive COSMO PU-200.280
Cap COSMO SP-800.230 	-	18605300	0.011	-	pcs	1	0.013	For two-component adhesive COSMO PU-200.280

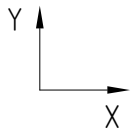


Read the manufacturer's recommendations before using chemicals

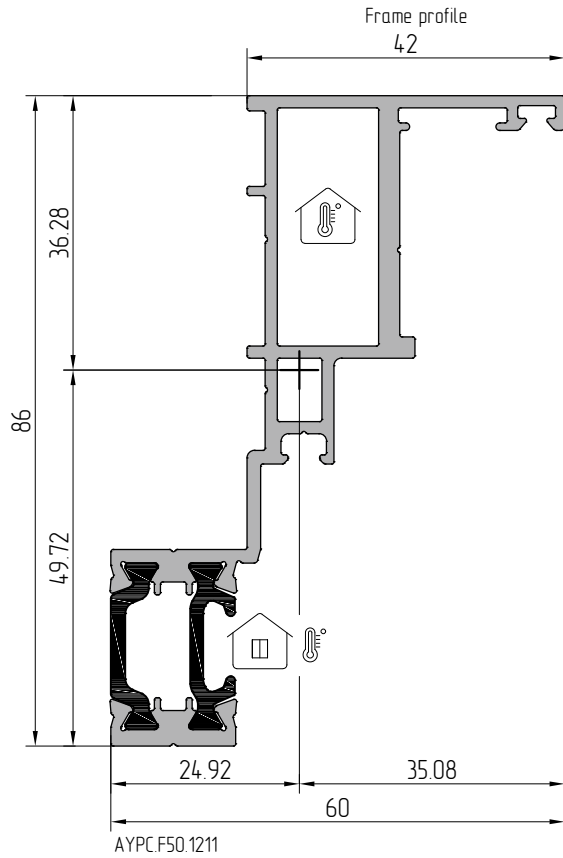
Name, article, drawing	Color	Code	Weight, kg	Qty in pack, pcs	Gross pack weight, kg						
Stublina hardware											
<p>Sash stay 4060.07.55R</p> 	-	13119500	1280	1	1280						
<table border="1" style="width: 100%; border-collapse: collapse;"> <tr> <td style="text-align: center;">F50</td> <td style="text-align: center;">F50 SG</td> </tr> <tr> <td style="text-align: center;">●</td> <td style="text-align: center;">●</td> </tr> <tr> <td colspan="2" style="text-align: center;">unit of measurement – pc</td> </tr> </table>	F50	F50 SG	●	●	unit of measurement – pc						
F50	F50 SG										
●	●										
unit of measurement – pc											
<p>Sash stay 4060.08.55R</p> 	-	13211800	1492	1	1492						
<table border="1" style="width: 100%; border-collapse: collapse;"> <tr> <td style="text-align: center;">F50</td> <td style="text-align: center;">F50 SG</td> </tr> <tr> <td style="text-align: center;">●</td> <td style="text-align: center;">●</td> </tr> <tr> <td colspan="2" style="text-align: center;">unit of measurement – pc</td> </tr> </table>	F50	F50 SG	●	●	unit of measurement – pc						
F50	F50 SG										
●	●										
unit of measurement – pc											
<p>Sash stay 4060.09.55R</p> 	-	13210900	1726	1	1726						
<table border="1" style="width: 100%; border-collapse: collapse;"> <tr> <td style="text-align: center;">F50</td> <td style="text-align: center;">F50 SG</td> </tr> <tr> <td style="text-align: center;">●</td> <td style="text-align: center;">●</td> </tr> <tr> <td colspan="2" style="text-align: center;">unit of measurement – pc</td> </tr> </table>	F50	F50 SG	●	●	unit of measurement – pc						
F50	F50 SG										
●	●										
unit of measurement – pc											

Name, article, drawing	Color	Code	Weight, kg	Qty in pack, pcs	Gross pack weight, kg				
Stublina hardware									
Friction stay support 4060.05.02 	-	13211400	0.00025	1	0.00025				
<table border="1" style="width: 100%; border-collapse: collapse;"> <tr> <td style="width: 50%;">F50</td> <td style="width: 50%;">F50 SG</td> </tr> <tr> <td style="text-align: center;">●</td> <td style="text-align: center;">●</td> </tr> </table>	F50	F50 SG	●	●					
F50	F50 SG								
●	●								
unit of measurement – pc									
Adjustment mechanism 4060.04 	-	13211300	0.150	1	0.150				
<table border="1" style="width: 100%; border-collapse: collapse;"> <tr> <td style="width: 50%;">F50</td> <td style="width: 50%;">F50 SG</td> </tr> <tr> <td style="text-align: center;">●</td> <td style="text-align: center;">●</td> </tr> </table>	F50	F50 SG	●	●					
F50	F50 SG								
●	●								
unit of measurement – pc									
Additional clamp 4060.45 	-	13210600	0.047	1	0.047				
<table border="1" style="width: 100%; border-collapse: collapse;"> <tr> <td style="width: 50%;">F50</td> <td style="width: 50%;">F50 SG</td> </tr> <tr> <td style="text-align: center;">●</td> <td style="text-align: center;">●</td> </tr> </table>	F50	F50 SG	●	●					
F50	F50 SG								
●	●								
unit of measurement – pc									
Locking kit 4060.10.50 	-	13218100	0.063	1	0.063				
<table border="1" style="width: 100%; border-collapse: collapse;"> <tr> <td style="width: 50%;">F50</td> <td style="width: 50%;">F50 SG</td> </tr> <tr> <td style="text-align: center;">●</td> <td style="text-align: center;">●</td> </tr> </table>	F50	F50 SG	●	●					
F50	F50 SG								
●	●								
unit of measurement – pc									
Restrictor kit 4065.00 	-	13211000	0.590	1	0.590				
<table border="1" style="width: 100%; border-collapse: collapse;"> <tr> <td style="width: 50%;">F50</td> <td style="width: 50%;">F50 SG</td> </tr> <tr> <td style="text-align: center;">●</td> <td style="text-align: center;">●</td> </tr> </table>	F50	F50 SG	●	●					
F50	F50 SG								
●	●								
unit of measurement – pc									

Name, article, drawing	Color	Code	Weight, kg	Qty in pack, pcs	Gross pack weight, kg				
Stublina hardware									
<p>Corner drive 4010.20</p> 	-	13113200	0.127	1	0.127				
<table border="1" style="width: 100%; border-collapse: collapse;"> <tr> <td style="width: 50%;">F50</td> <td style="width: 50%;">F50 SG</td> </tr> <tr> <td style="text-align: center;">●</td> <td style="text-align: center;">●</td> </tr> </table>	F50	F50 SG	●	●					
F50	F50 SG								
●	●								
unit of measurement - pc									
<p>Handle 1107.10R</p> 	RAL9016 RAL9005 RAL9006	13213721 13213732 13213731	0.449	1	0.449				
<table border="1" style="width: 100%; border-collapse: collapse;"> <tr> <td style="width: 50%;">F50</td> <td style="width: 50%;">F50 SG</td> </tr> <tr> <td style="text-align: center;">●</td> <td style="text-align: center;">●</td> </tr> </table>	F50	F50 SG	●	●					
F50	F50 SG								
●	●								
unit of measurement - pc									
<p>Handle 1107.10L</p> 	RAL9016 RAL9005 RAL9006	13213821 13213832 13213831	0.449	1	0.449				
<table border="1" style="width: 100%; border-collapse: collapse;"> <tr> <td style="width: 50%;">F50</td> <td style="width: 50%;">F50 SG</td> </tr> <tr> <td style="text-align: center;">●</td> <td style="text-align: center;">●</td> </tr> </table>	F50	F50 SG	●	●					
F50	F50 SG								
●	●								
unit of measurement - pc									
<p>Restrictor with key OS1</p> 	-	13106900	0.130	1	0.130				
<table border="1" style="width: 100%; border-collapse: collapse;"> <tr> <td style="width: 50%;">F50</td> <td style="width: 50%;">F50 SG</td> </tr> <tr> <td style="text-align: center;">●</td> <td style="text-align: center;">●</td> </tr> </table>	F50	F50 SG	●	●					
F50	F50 SG								
●	●								
unit of measurement - pc									

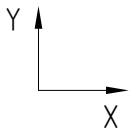




	AYPC.F50.1211
	6.8x2

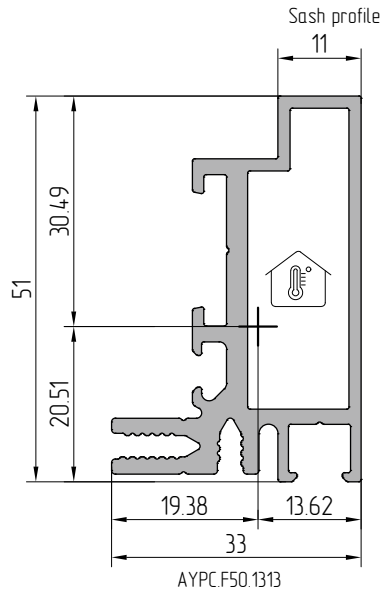




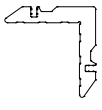

			Article	
			AYPC.F50.1960	300
			AYPC.F50.1950-09	24
			5x10DIN63250	100
			AYPC.W62.0957	200

Profile	m, kg/m	S, cm ²	Jx, cm ⁴	Wx, cm ³	ay, cm	Jy, cm ⁴	Wy, cm ³	ax, cm
AYPC.F50.1211	14.33	5.885	27.16	5.46	4.972	8.86	2.52	3.508



	AYPC.F50.1313
	6.8x4



		Article	
		AYP.C.F50.1950-09	24
		5x10DIN6325D	100

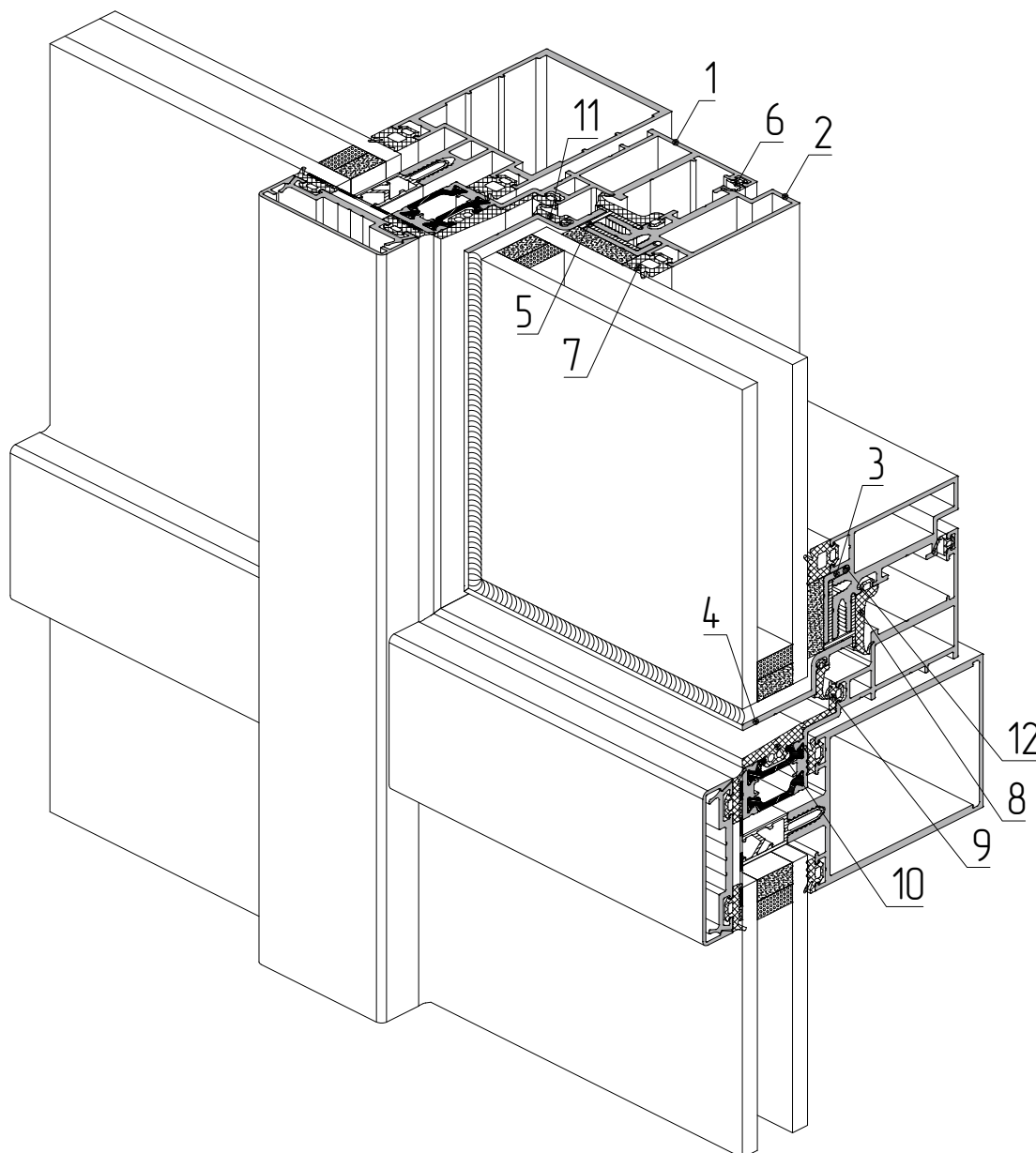
Profile	m, kg/m	S, cm ²	Jx, cm ⁴	Wx, cm ³	ay, cm	Jy, cm ⁴	Wy, cm ³	ax, cm
AYP.C.F50.1313	1029	3.811	9.29	2.92	30.49	3.05	1.50	1.938



ALT F50
Curtain wall window

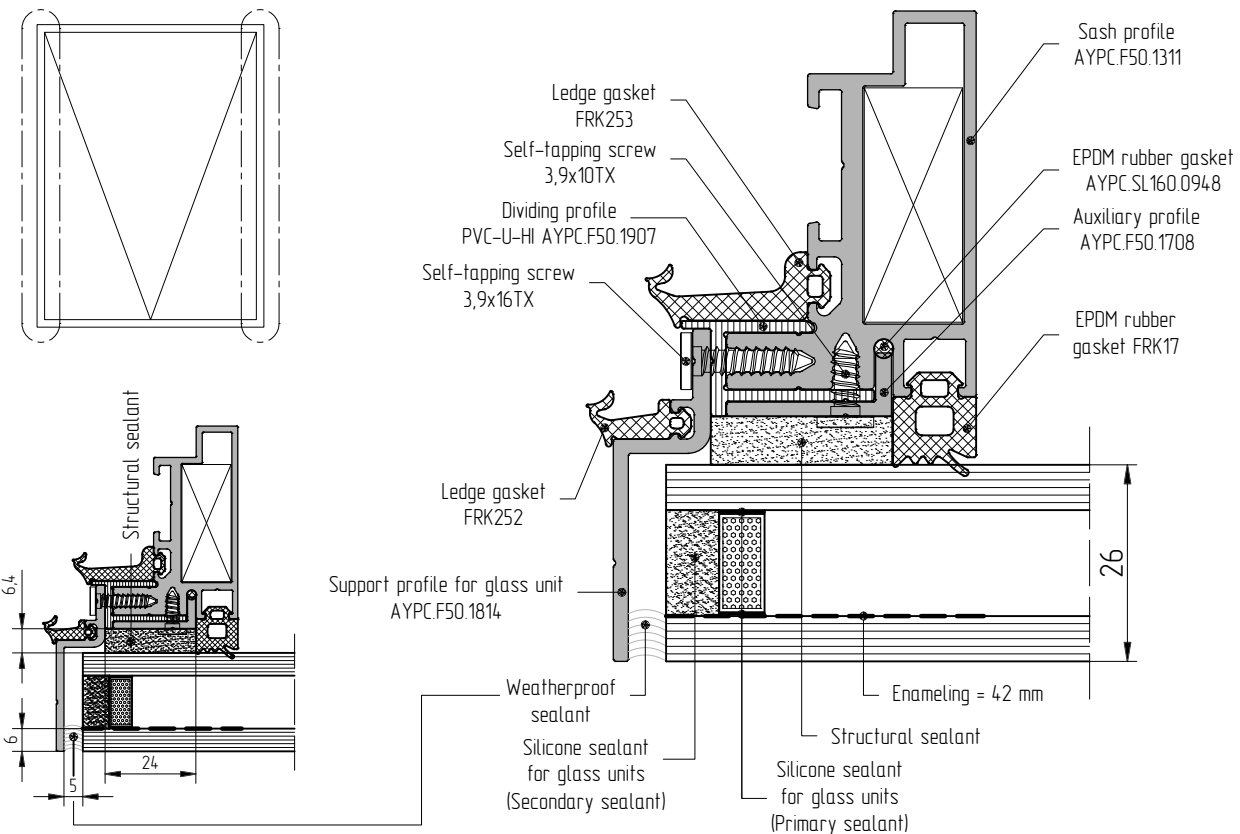
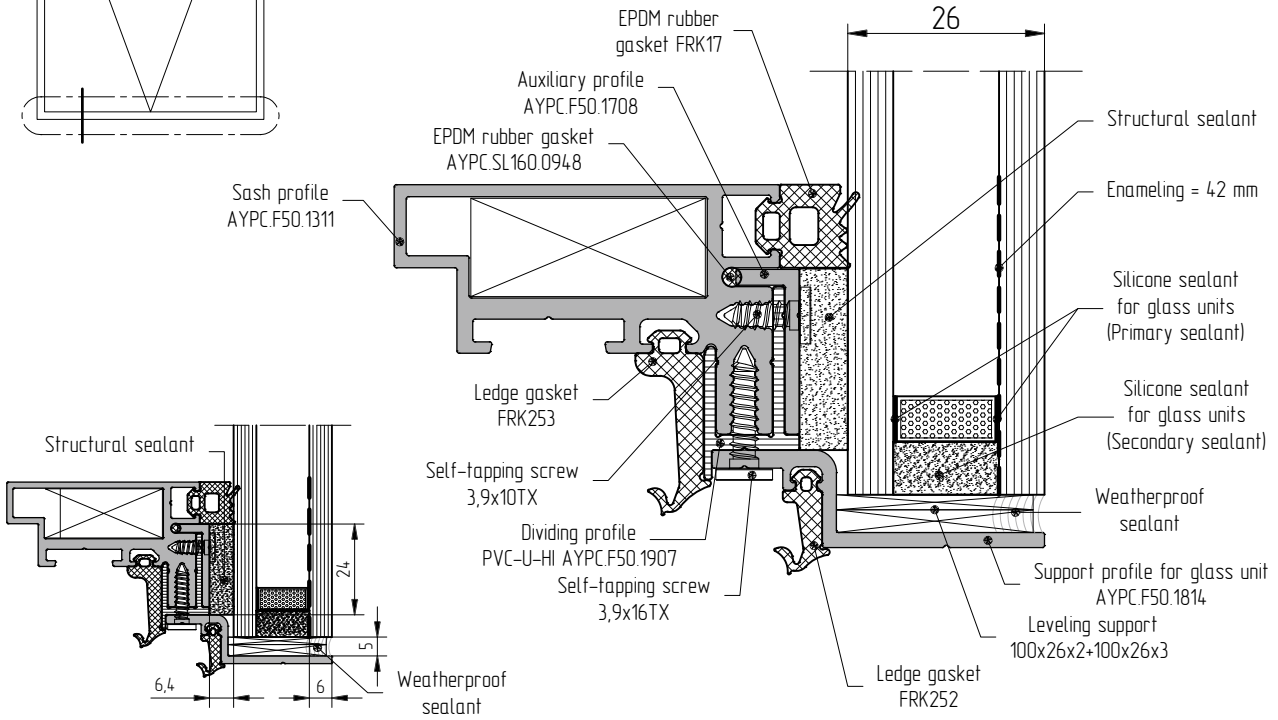
CURTAIN WALL WINDOWS

F50 curtain wall system description	02.01.01
Glazing table	02.02.01
Sections and junctions	02.03.01
Machining and assembly	02.04.01
Typical material estimates	02.05.01
Hardware installation	02.06.01
Automatics installation	02.07.01



- 1 – AYPC.F50.1211 frame profile
- 2 – AYPC.F50.1313 sash profile
- 3 – AYPC.F50.1708 auxiliary profile
- 4 – AYPC.F50.1814 support profile for glass unit
- 5 – AYPC.F50.1907 Dividing profile
- 6 – FRK98 rubber gasket
- 7 – FRK17 rubber gasket
- 8 – FRK253 rubber gasket
- 9 – FRK250 rubber gasket
- 10 – FRK251 rubber gasket
- 11 – FRK252 rubber gasket
- 12 – AYPC.SL160.0948 rubber gasket

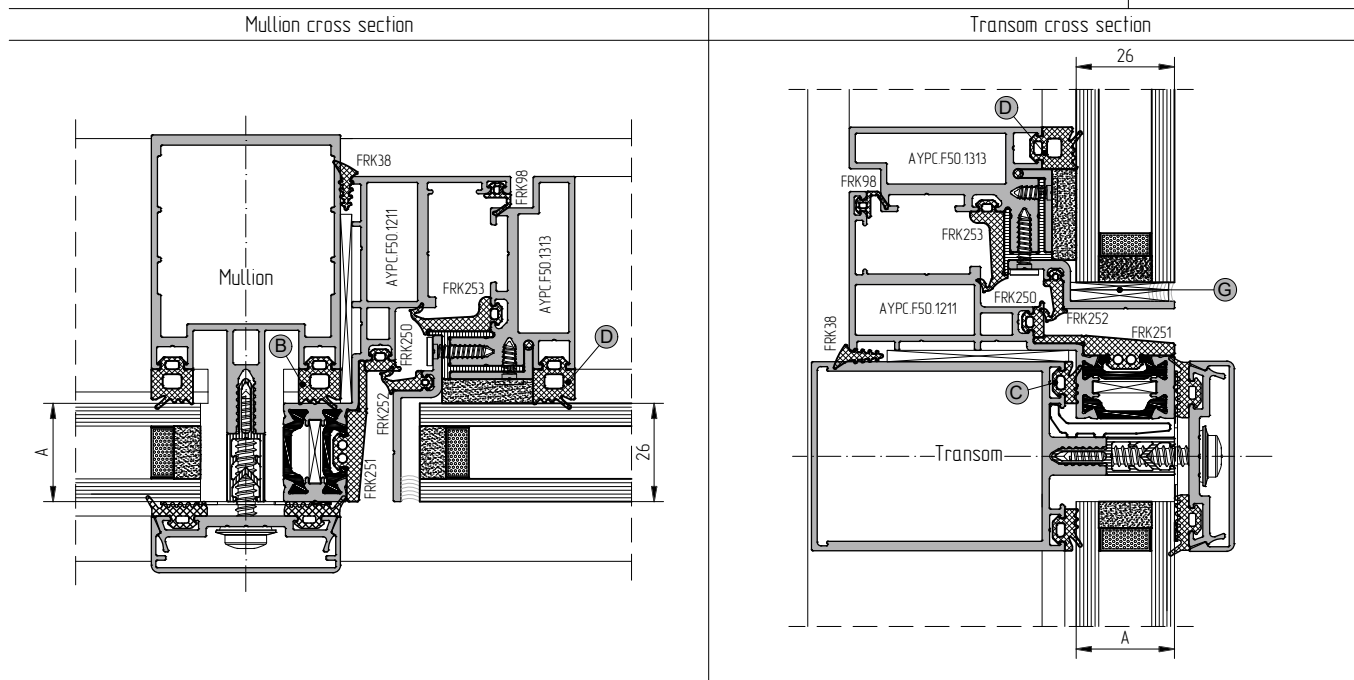
Manufacturer	Primary sealant	Secondary sealant	Structural sealant	Weatherproof sealant
Dow Silicones	Polyisobutylene	DOWSIL3362 DOWSIL3362 HD	DOWSIL993 DOWSIL895	DOWSIL791
Sica	Polyisobutylene	Sicasil IG-25 Sicasil IG-25HM	Sicasil SG-20 Sicasil SG-18	Sicasil WS-305 Sicasil WS-605 S
General Electric	Polyisobutylene	IGS3763 IGS3703E	SSG4400 SSG4000E	SCS2000E Silpruf SCS9100 Silpruf F
KÖMMERLING	Polyisobutylene	GD 920	Küdiglaze S	GD 826 N



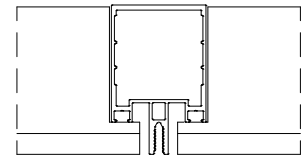
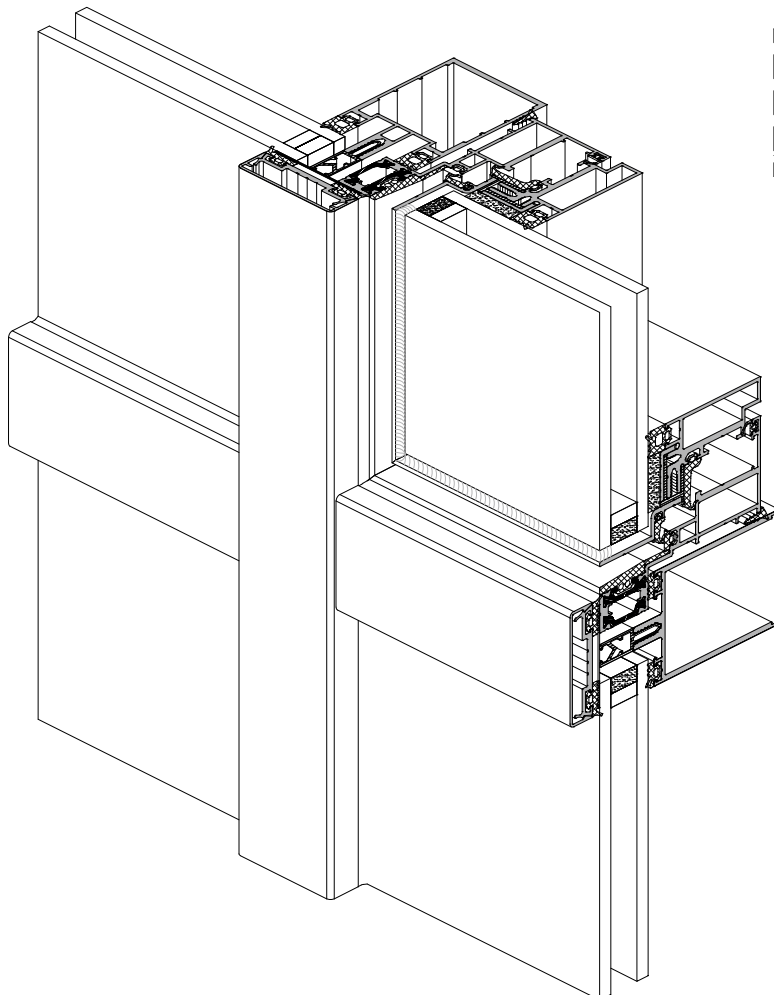
Due to the design specifics of each project, it is recommended to complete and submit a Project Checklist to the manufacturer of the structural sealant and to consult with the technical experts on the proper use of the products used in structural glazing

Glazing of the integrated window in ALT F50 curtain wall system

Overlapping transom



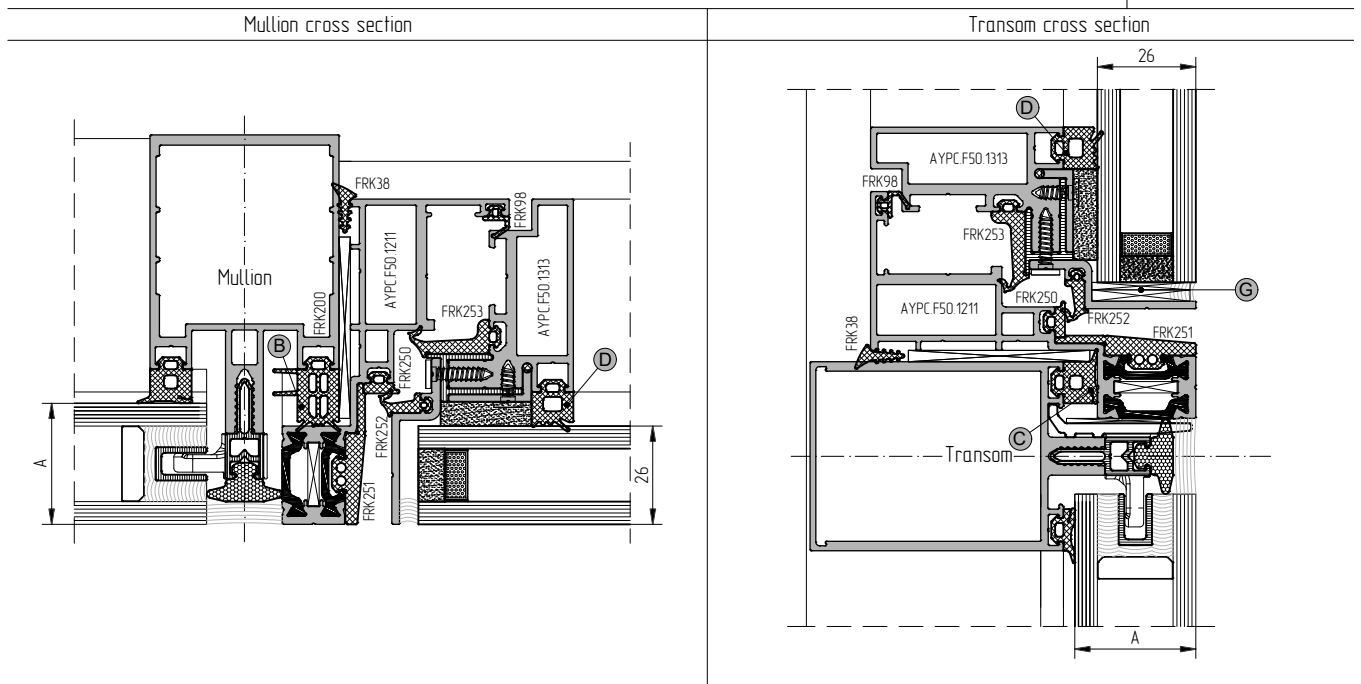
Infill thickness	Gasket			Auxiliary profile		Glass support plastic
	on mullion profile	on transom profile	on sash profile	on mullion profile	on transom profile	
A	B	C	D	E	F	G
22 mm	FRK17	FRK14	FRK17	-	-	100x26x2+100x26x3
24 mm	FRK17	FRK14	FRK17	-	-	100x26x2+100x26x3
26 mm	FRK17	FRK14	FRK17	-	-	100x26x2+100x26x3



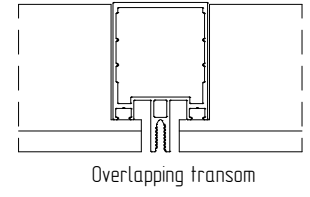
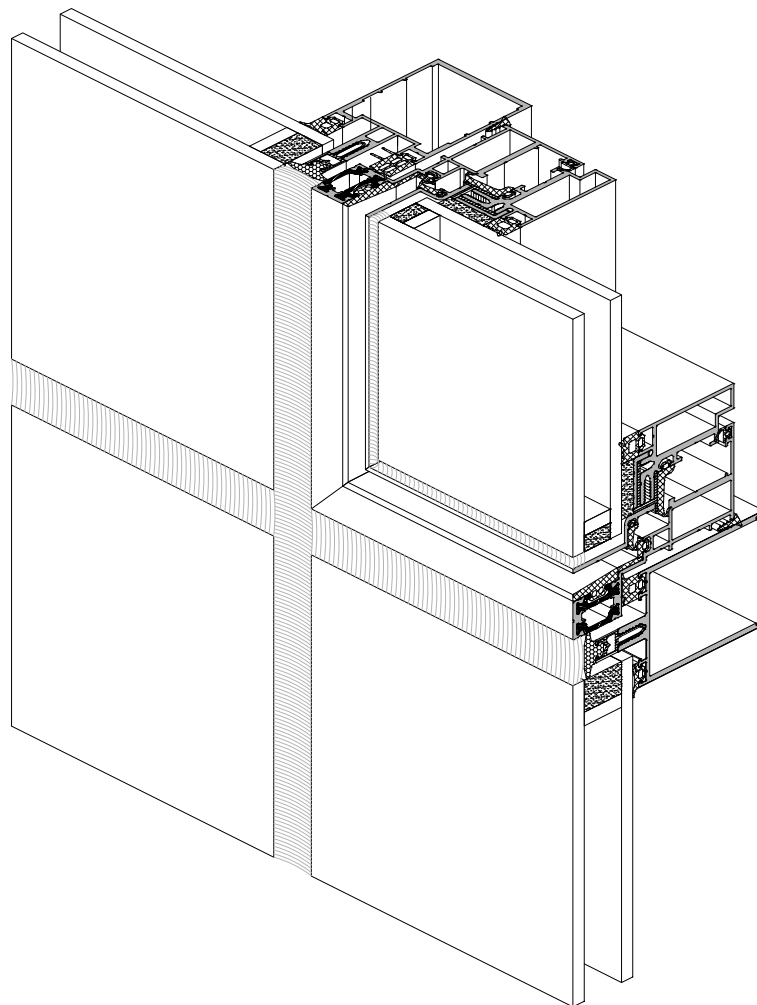
Overlapping transom

Glazing of the integrated window in ALT F50SG curtain wall system

Overlapping transom

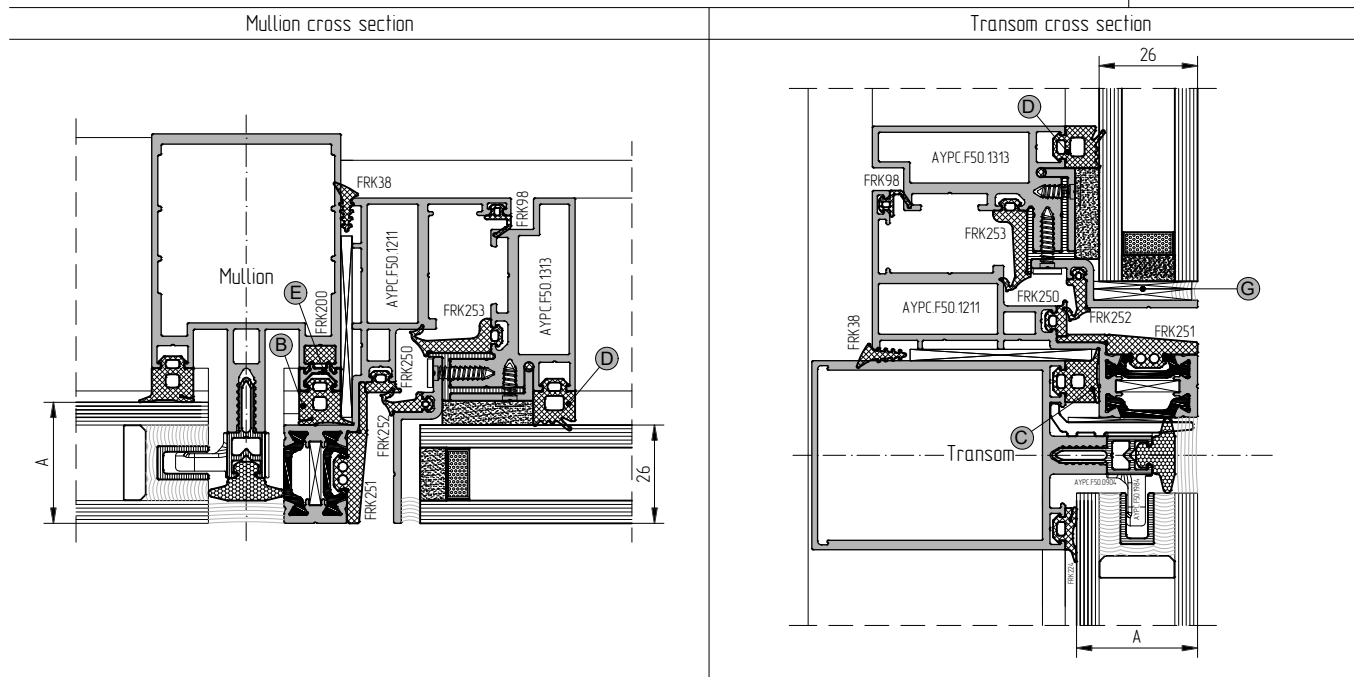


Infill thickness	Gasket			Auxiliary profile		Glass support plastic
	on mullion profile	on transom profile	on sash profile	on mullion profile	on transom profile	
A	B	C	D	E	F	G
32 mm	FRK80	FRK227	FRK17	-	-	100x26x2+100x26x3

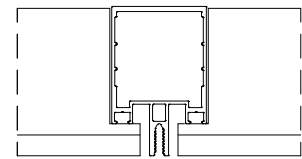
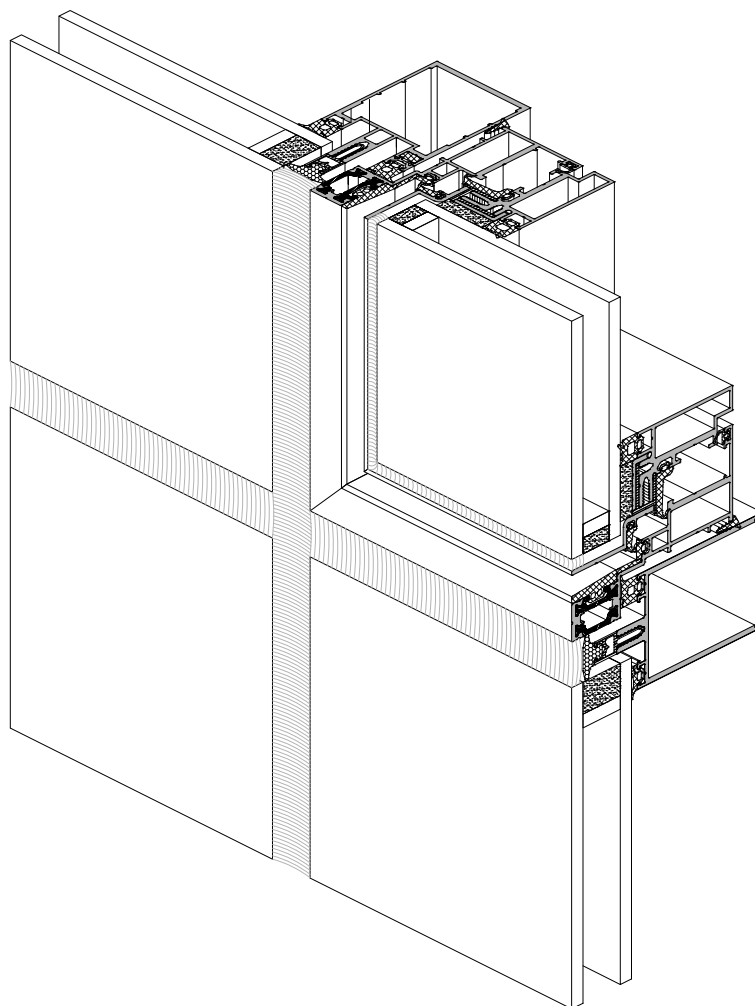


Glazing of the integrated window in ALT F50SG curtain wall system

Overlapping transom



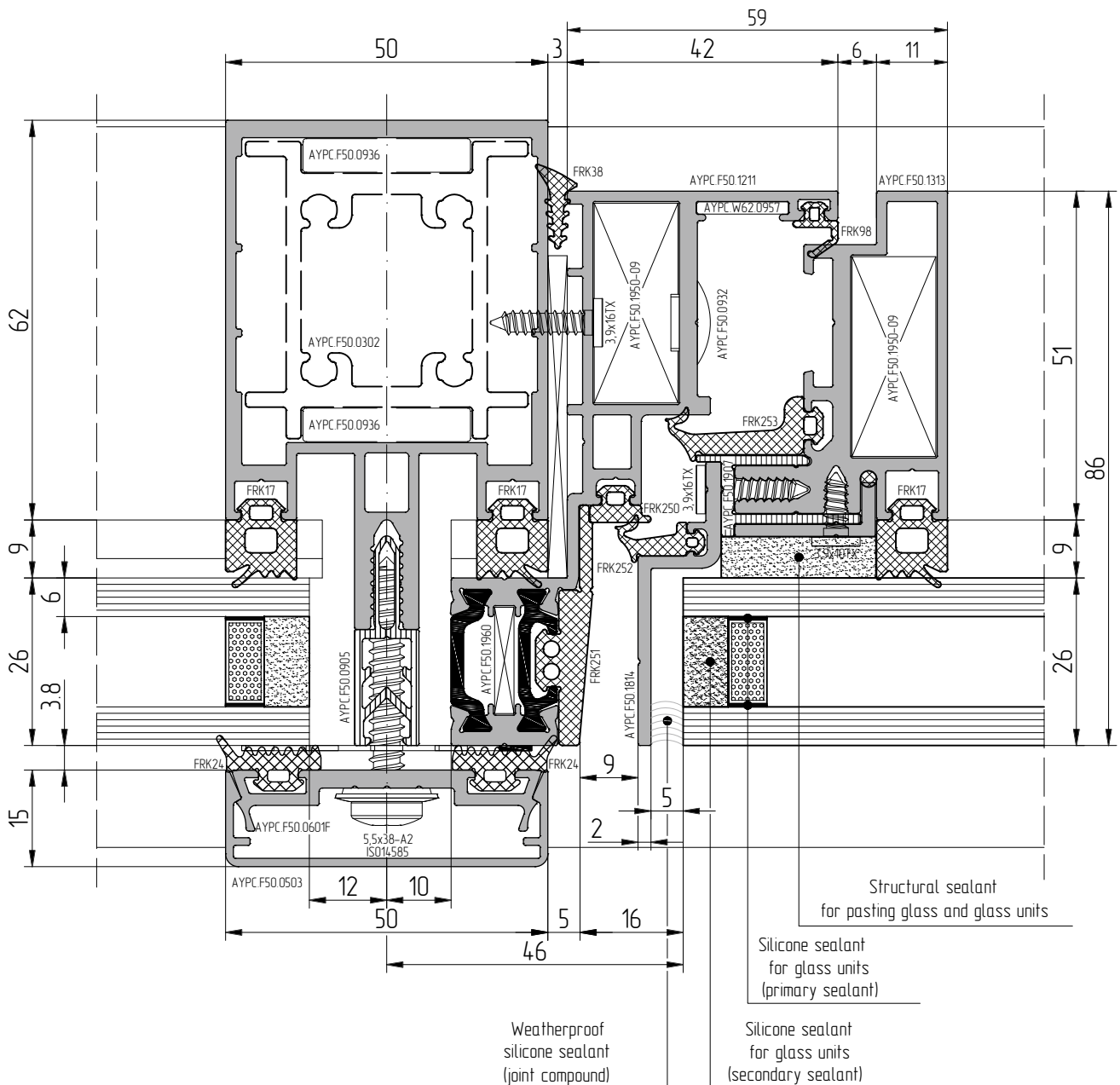
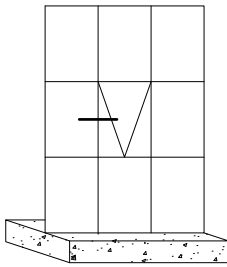
Infill thickness	Gasket			Auxiliary profile		Glass support plastic
	on mullion profile	on transom profile	on sash profile	on mullion profile	on transom profile	
A	B	C	D	E	F	G
32 mm	FRK227	FRK227	FRK17	AYPC.F50.0701	-	100x26x2+100x26x3



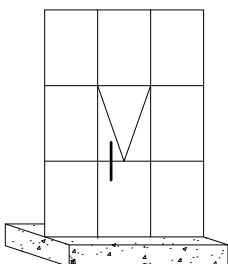
Overlapping transom

Manufacturer	Primary sealant	Secondary sealant	Structural sealant	Weatherproof sealant
Dow Silicones	Polyisobutylene	DOWSIL3362 DOWSIL3362 HD	DOWSIL993 DOWSIL895	DOWSIL791
Sica	Polyisobutylene	Sicasil IG-25 Sicasil IG-25HM	Sicasil SG-20 Sicasil SG-18	Sicasil WS-305 Sicasil WS-605 S
General Electric	Polyisobutylene	IGS3763 IGS3703E	SSG4.400 SSG4.000E	SCS2000E Silpruf SCS9100 Silpruf F
KÖMMERLING	Polyisobutylene	GD 920	Ködiglaze S	GD 826 N

Scale 1:1

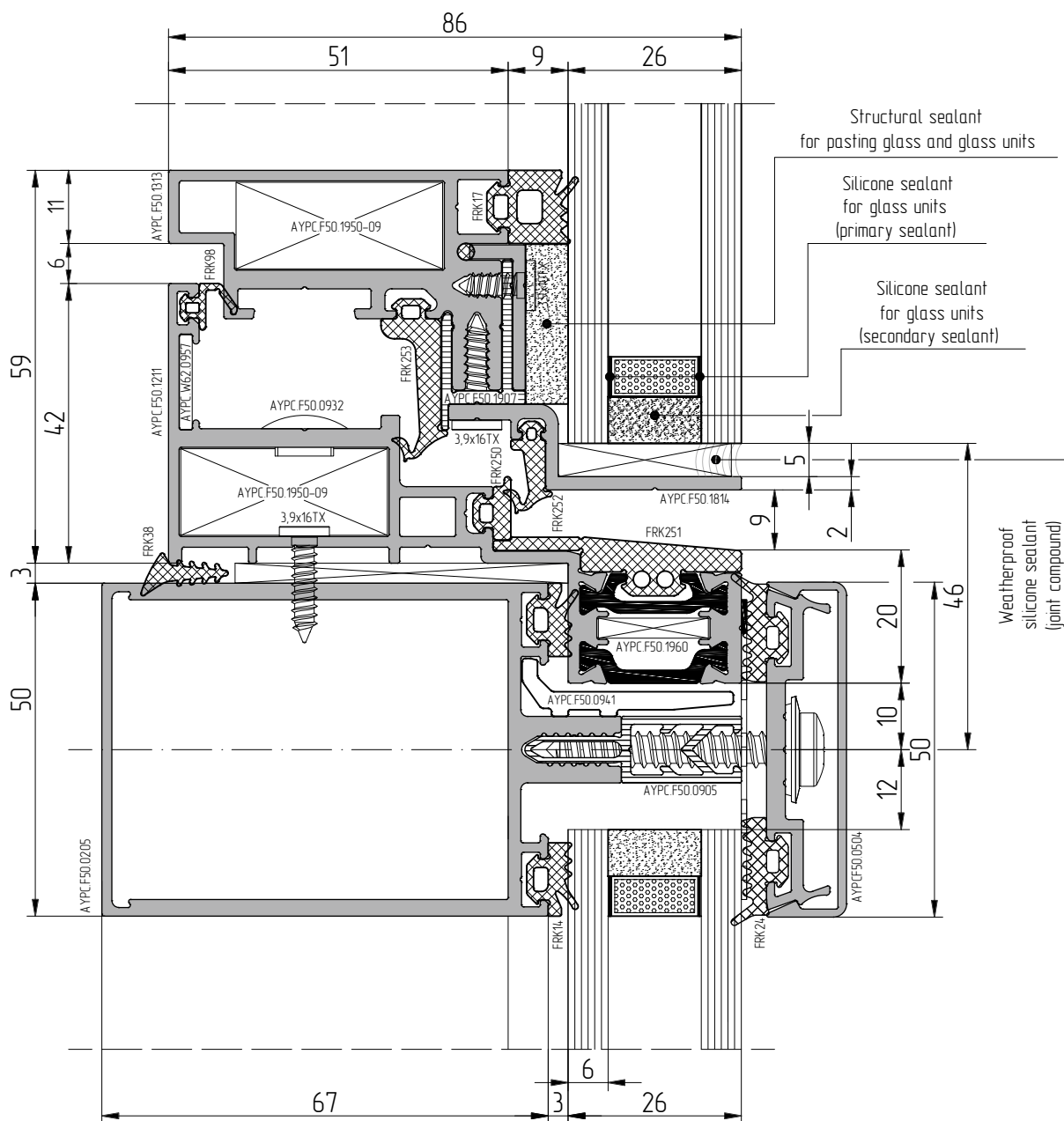


When manufacturing glass units, use a sealant that is resistant to ultraviolet rays

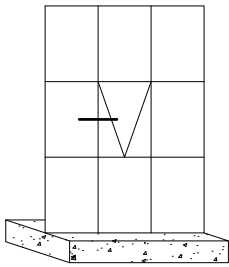


Manufacturer	Primary sealant	Secondary sealant	Structural sealant	Weatherproof sealant
Dow Silicones	Polyisobutylene	DOWSIL3362 DOWSIL3362 HD	DOWSIL993 DOWSIL895	DOWSIL791
Sica	Polyisobutylene	Sicasil IG-25 Sicasil IG-25HM	Sicasil SG-20 Sicasil SG-18	Sicasil WS-305 Sicasil WS-605 S
General Electric	Polyisobutylene	IGS3763 IGS3703E	SSG4400 SSG4000E	SCS2000E Silpruf SCS9100 Silpruf F
KÖMMERLING	Polyisobutylene	GD 920	Ködiglaze S	GD 826 N

Scale 1:1

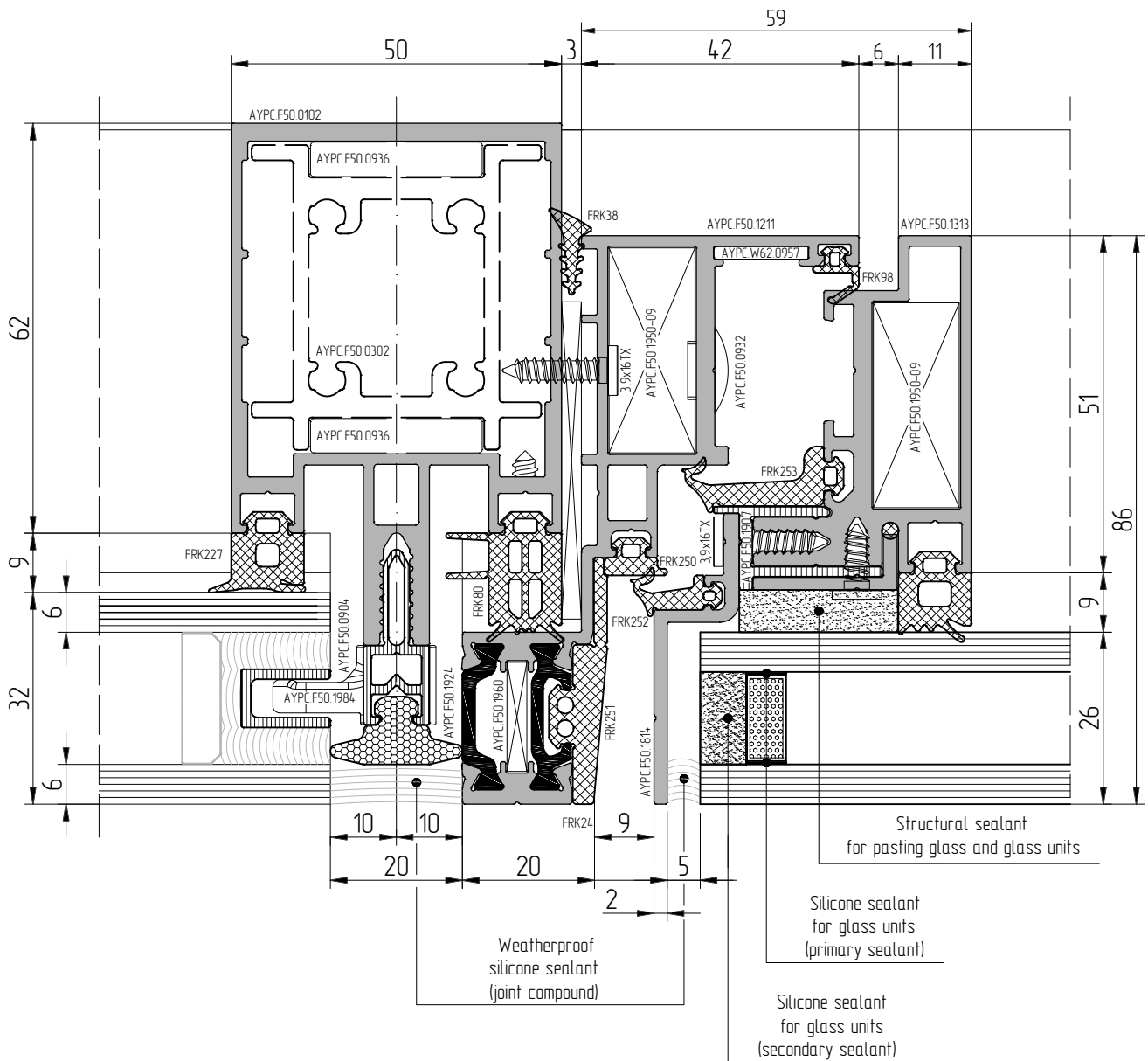


When manufacturing glass units, use a sealant that is resistant to ultraviolet rays

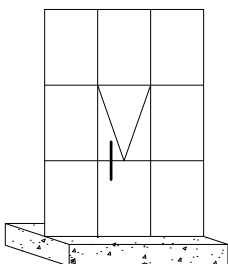


Manufacturer	Primary sealant	Secondary sealant	Structural sealant	Weatherproof sealant
Dow Silicones	Polyisobutylene	DOWSIL3362 DOWSIL3362 HD	DOWSIL993 DOWSIL895	DOWSIL791
Sica	Polyisobutylene	Sicasil IG-25 Sicasil IG-25HM	Sicasil SG-20 Sicasil SG-18	Sicasil WS-305 Sicasil WS-605 S
General Electric	Polyisobutylene	IGS3763 IGS3703E	SSG4.400 SSG4.000E	SCS2000E Silpruf SCS9100 Silpruf F
KÖMMERLING	Polyisobutylene	GD 920	Ködiglaze S	GD 826 N

Scale 1:1

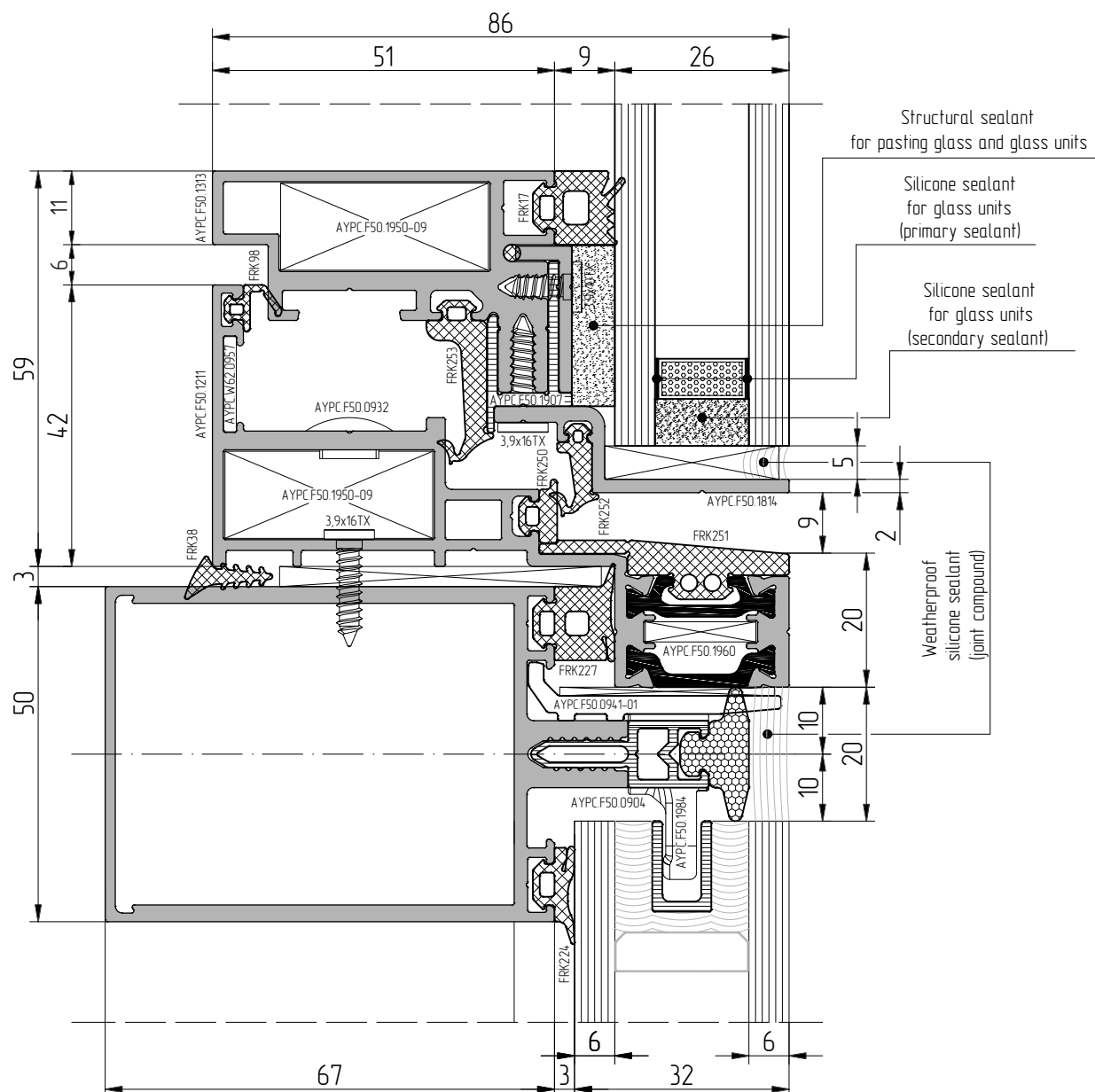


When manufacturing glass units, use a sealant that is resistant to ultraviolet rays

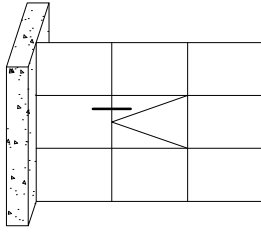


Manufacturer	Primary sealant	Secondary sealant	Structural sealant	Weatherproof sealant
Dow Silicones	Polyisobutylene	DOWSIL3362 DOWSIL3362 HD	DOWSIL993 DOWSIL895	DOWSIL791
Sica	Polyisobutylene	Sicasil IG-25 Sicasil IG-25HM	Sicasil SG-20 Sicasil SG-18	Sicasil WS-305 Sicasil WS-605 S
General Electric	Polyisobutylene	IGS3763 IGS3703E	SSG4400 SSG4000E	SCS2000E Silpruf SCS9100 Silpruf F
KÖMMERLING	Polyisobutylene	GD 920	Ködiglaze S	GD 826 N

Scale 1:1

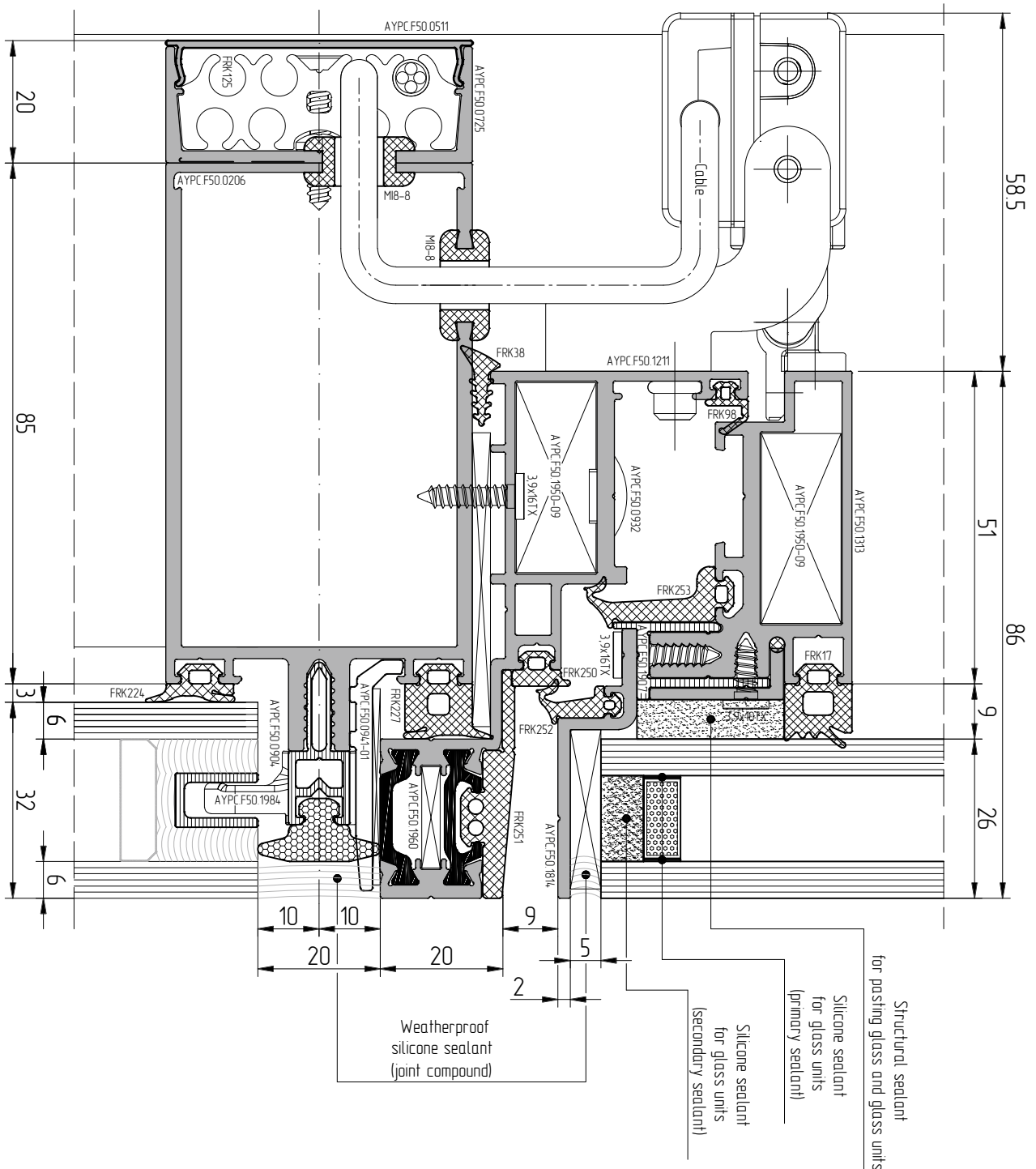


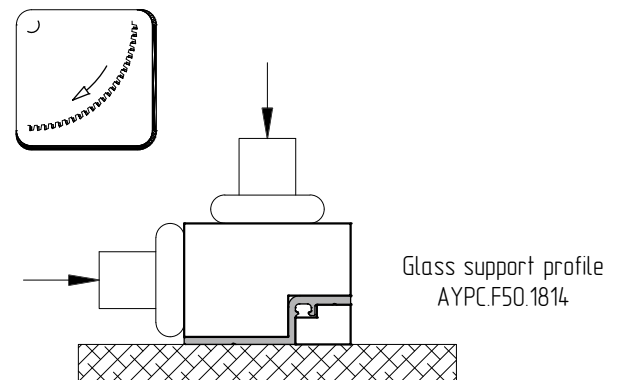
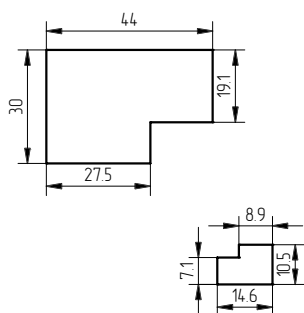
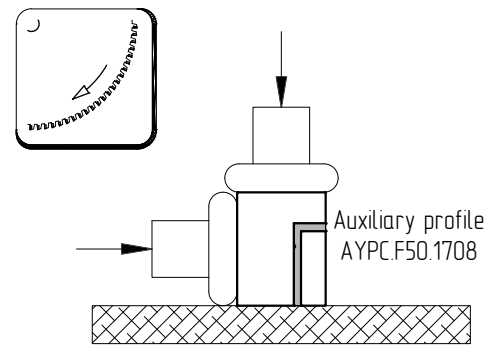
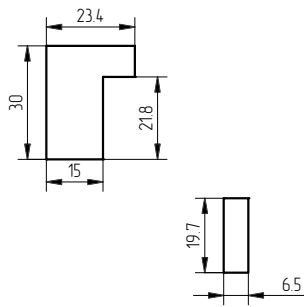
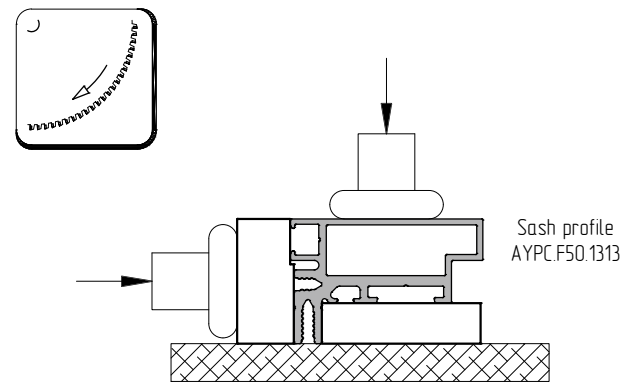
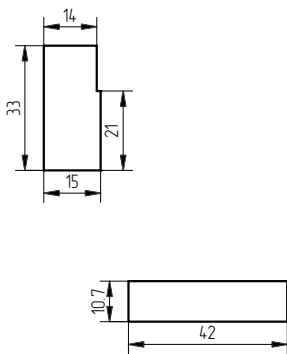
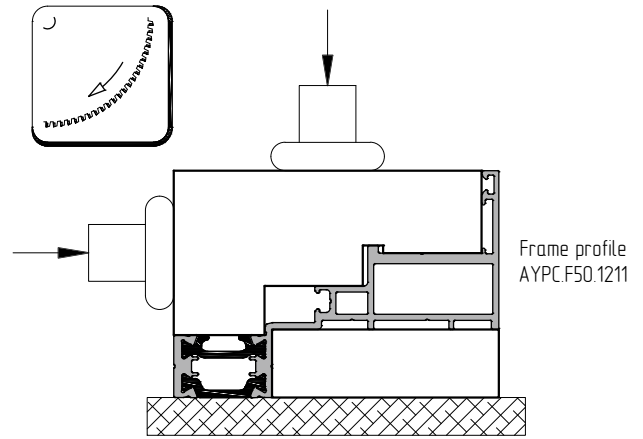
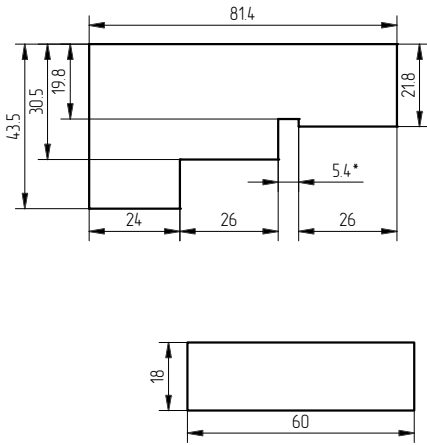
When manufacturing glass units, use a sealant that is resistant to ultraviolet rays

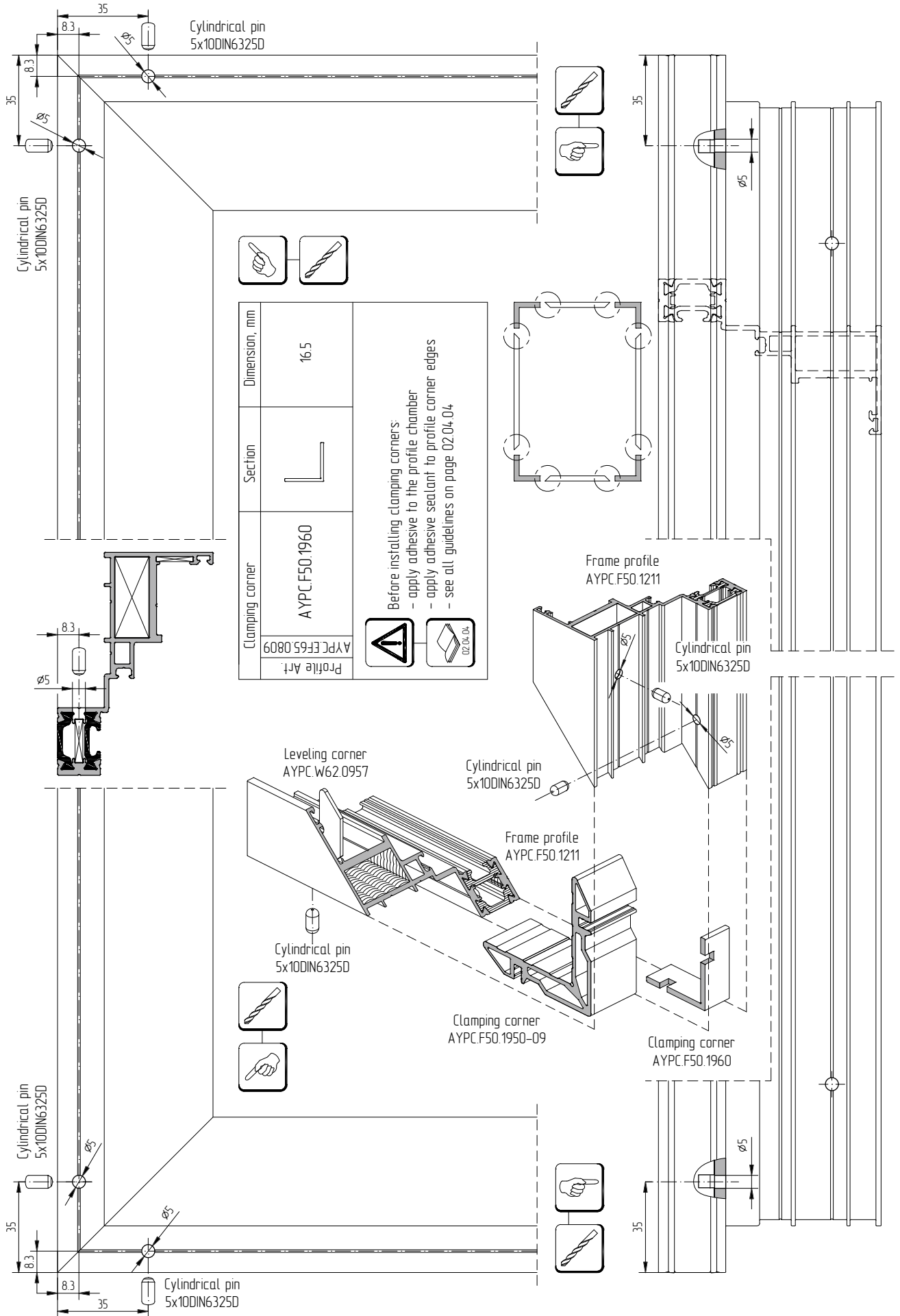


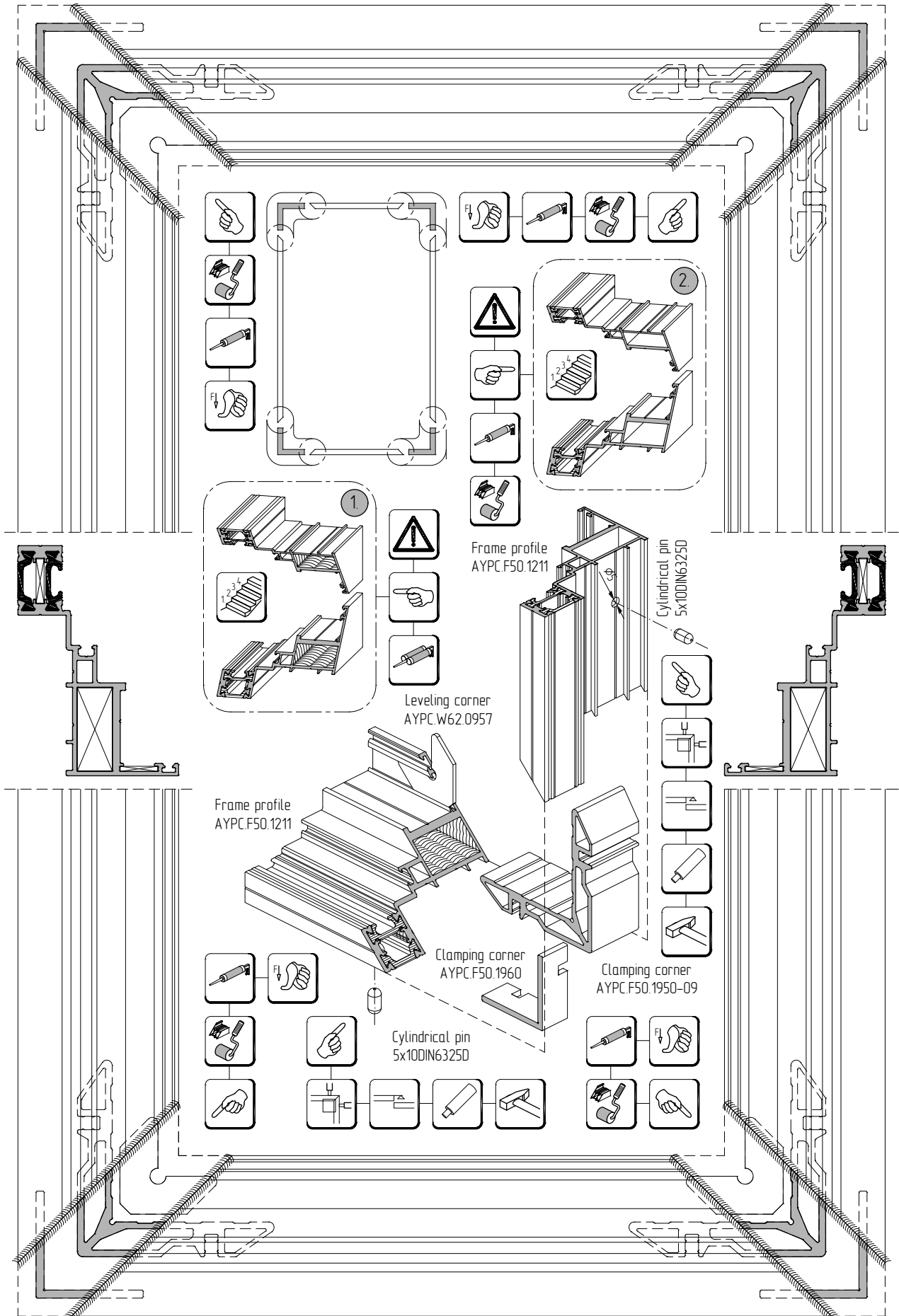
Manufacturer	Primary sealant	Secondary sealant	Structural sealant	Weatherproof sealant
Dow Silicones	Polyisobutylene	DOWSIL3362 DOWSIL3362 HD	DOWSIL993 DOWSIL895	DOWSIL791
Sica	Polyisobutylene	Sicasil IG-25 Sicasil IG-25HM	Sicasil SG-20 Sicasil SG-18	Sicasil WS-305 Sicasil WS-605 S
General Electric	Polyisobutylene	IGS3763 IGS3703E	SSG4400 SSG4000E	SCS2000E Silpruf SCS9100 Silpruf F
KÖMMERLING	Polyisobutylene	GD 920	Ködiglaze S	GD 826 N

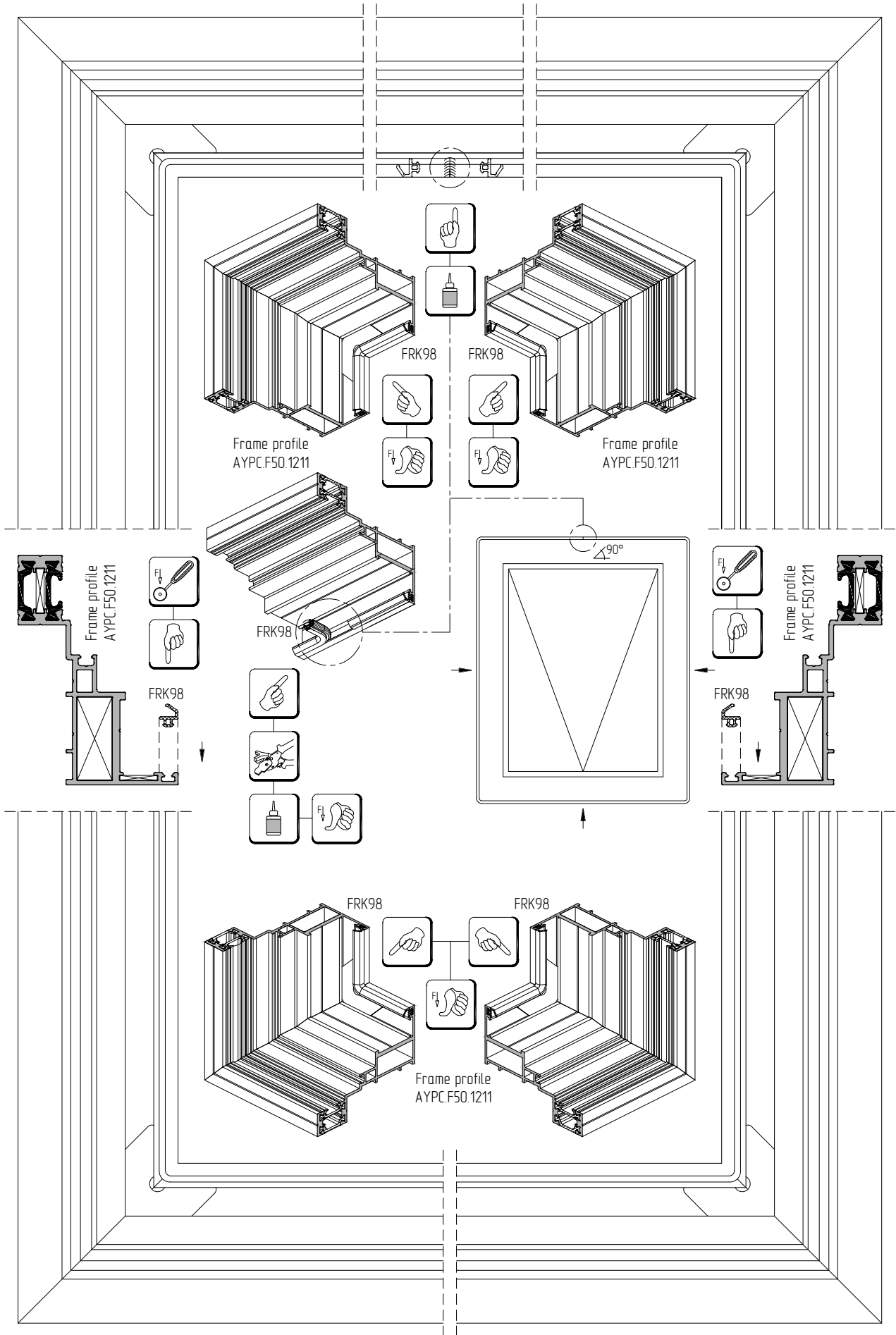
Scale 1:1



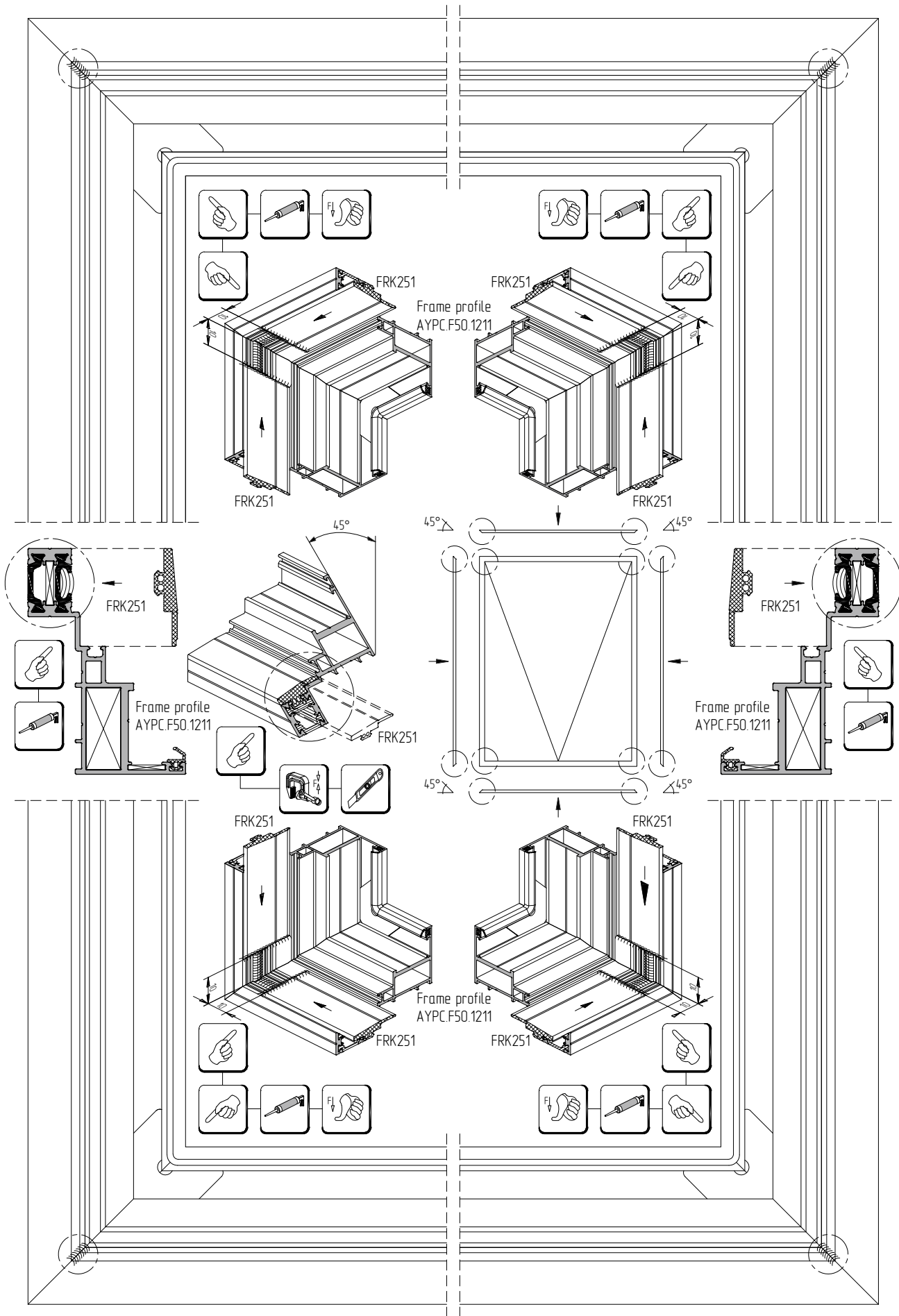


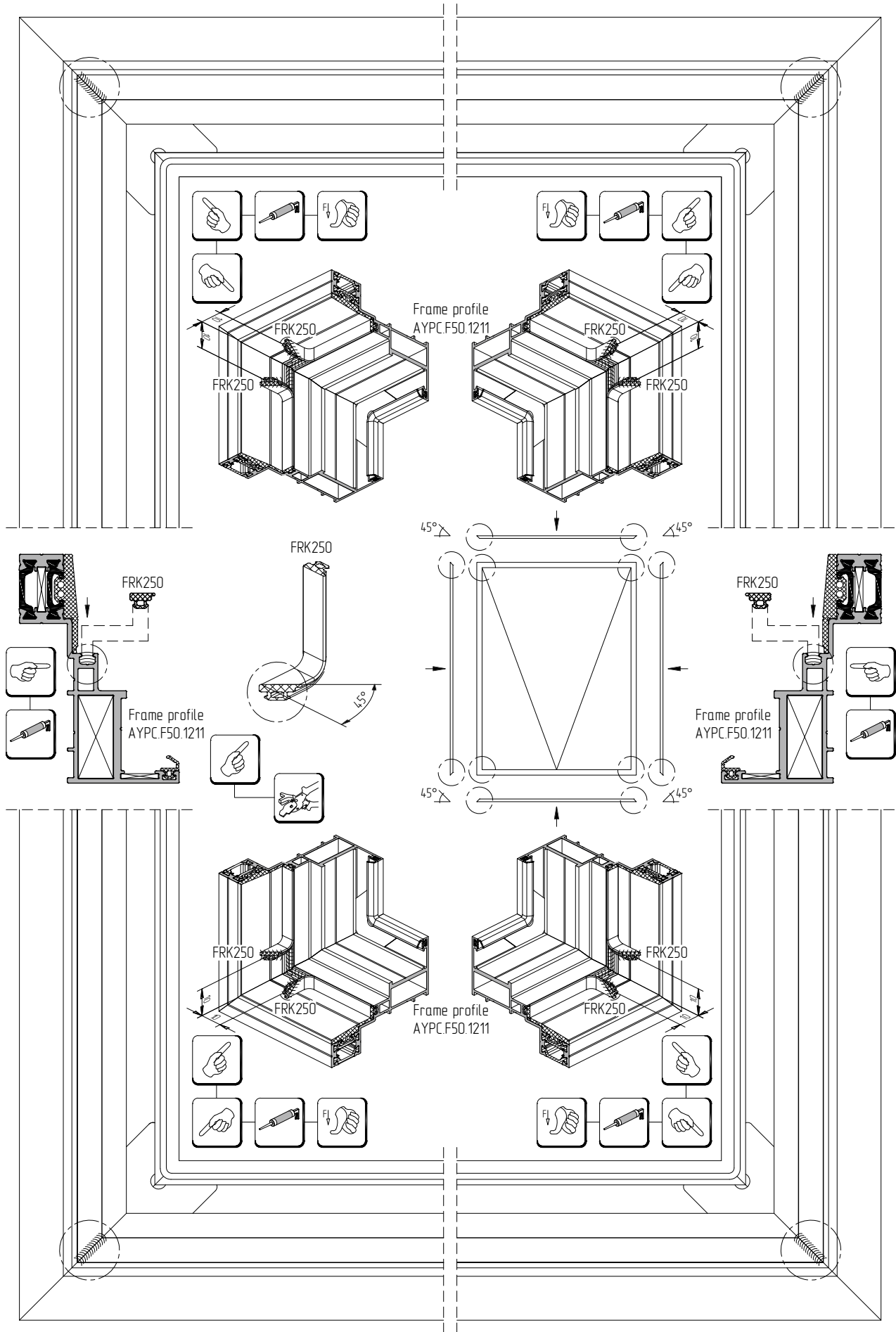


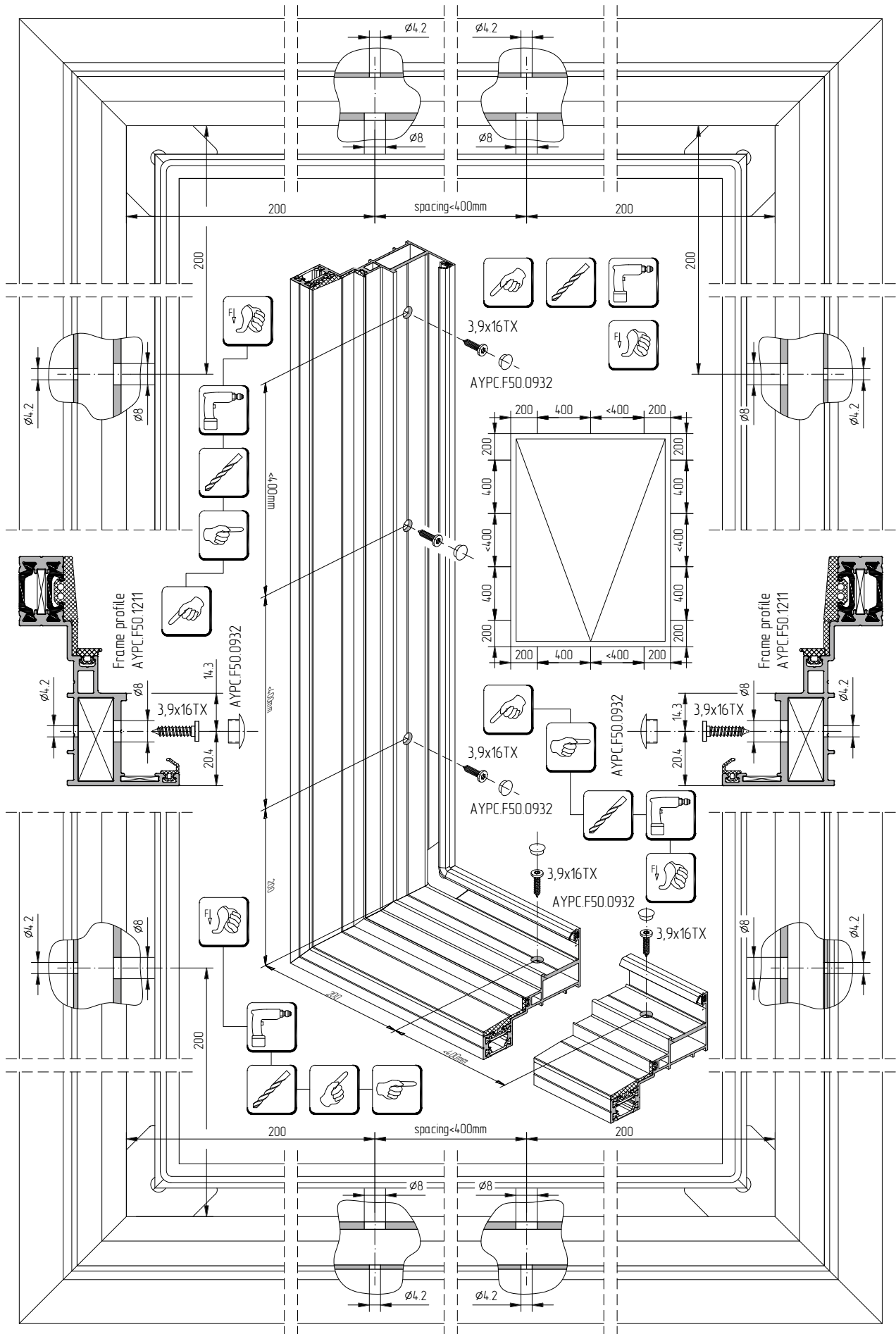


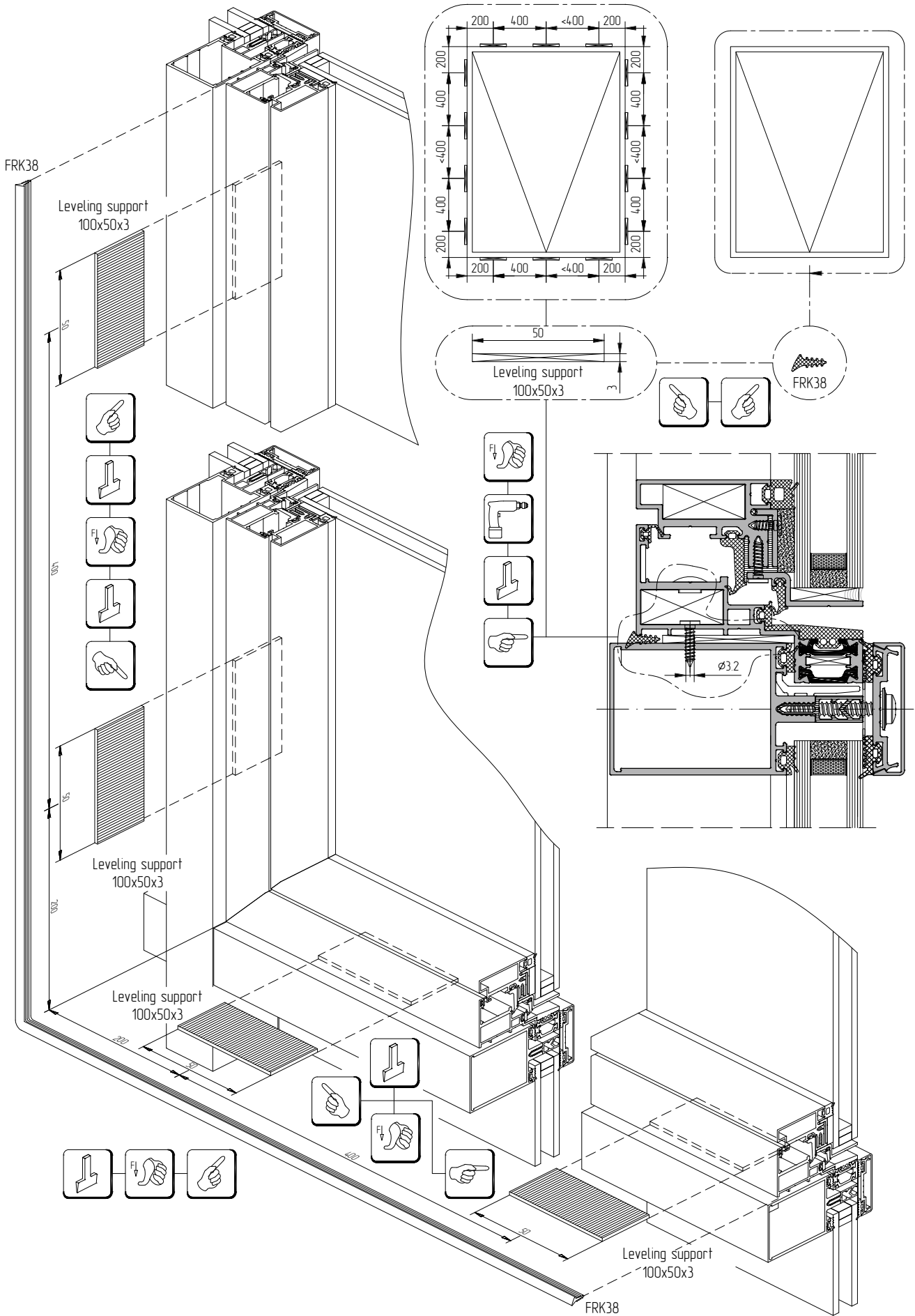


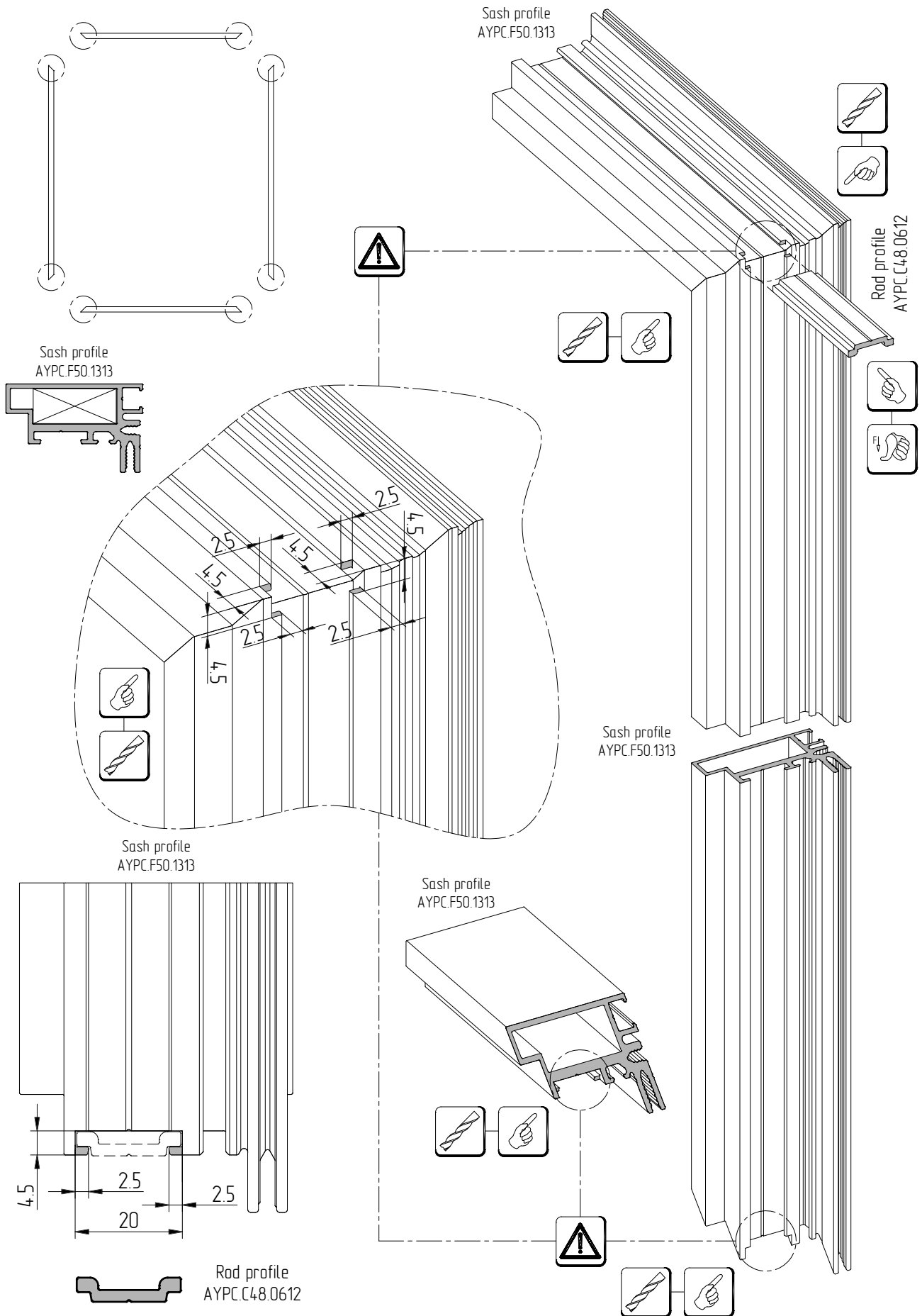
- 1.1
- 1.2
- 1.3
- 1.4
- 2.1
- 2.2
- 2.3
- 2.4
- 2.5
- 2.6
- 2.7

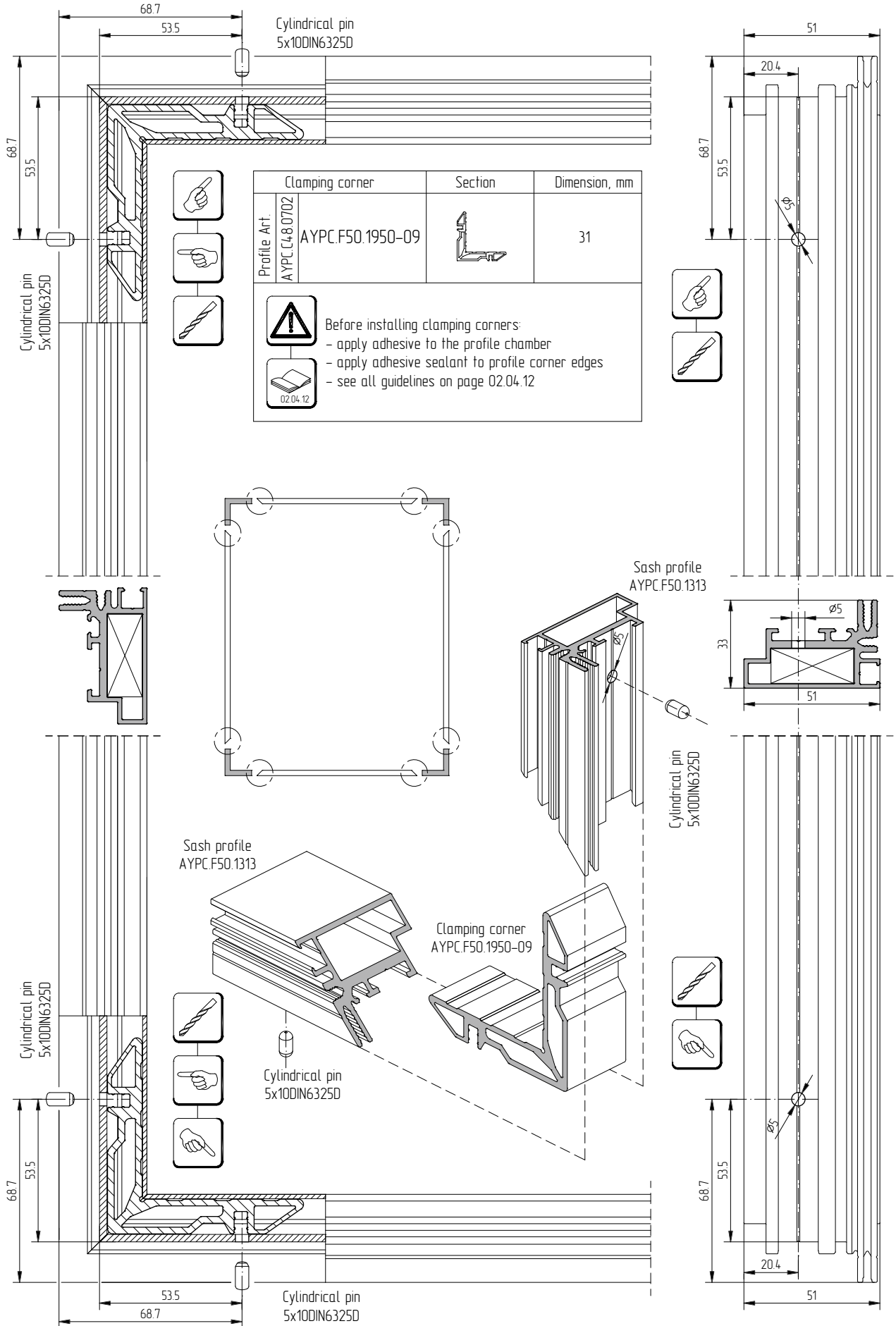


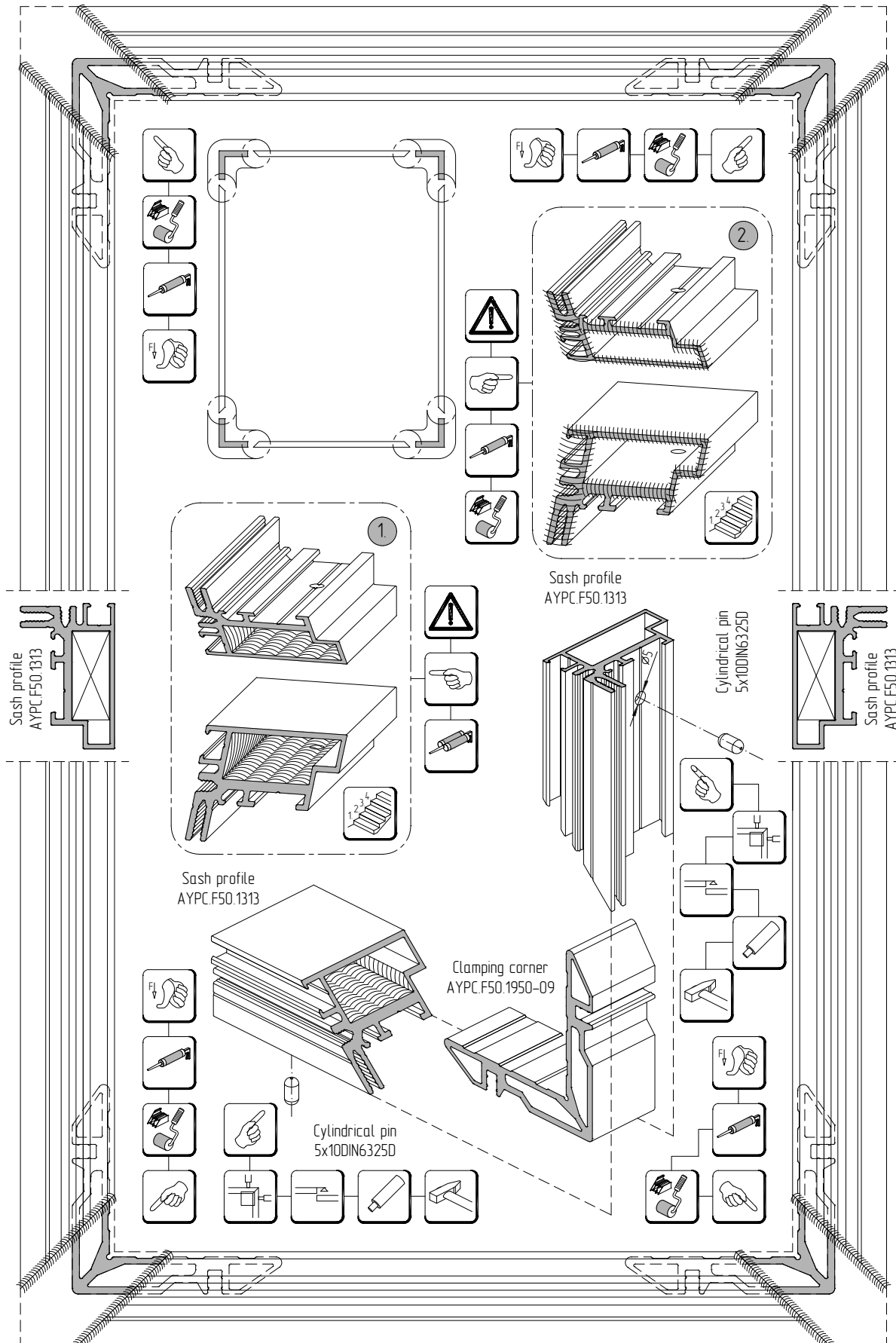


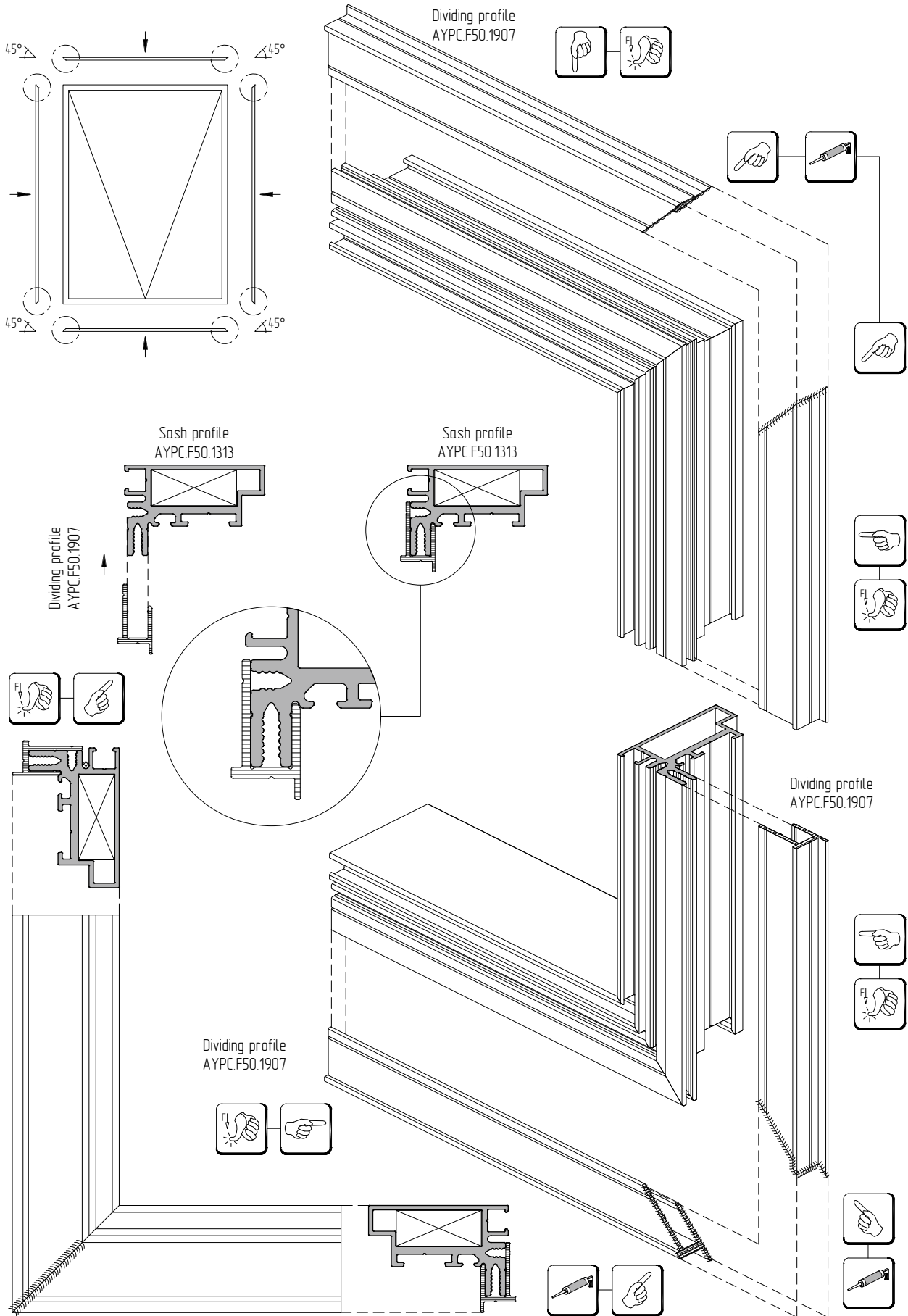


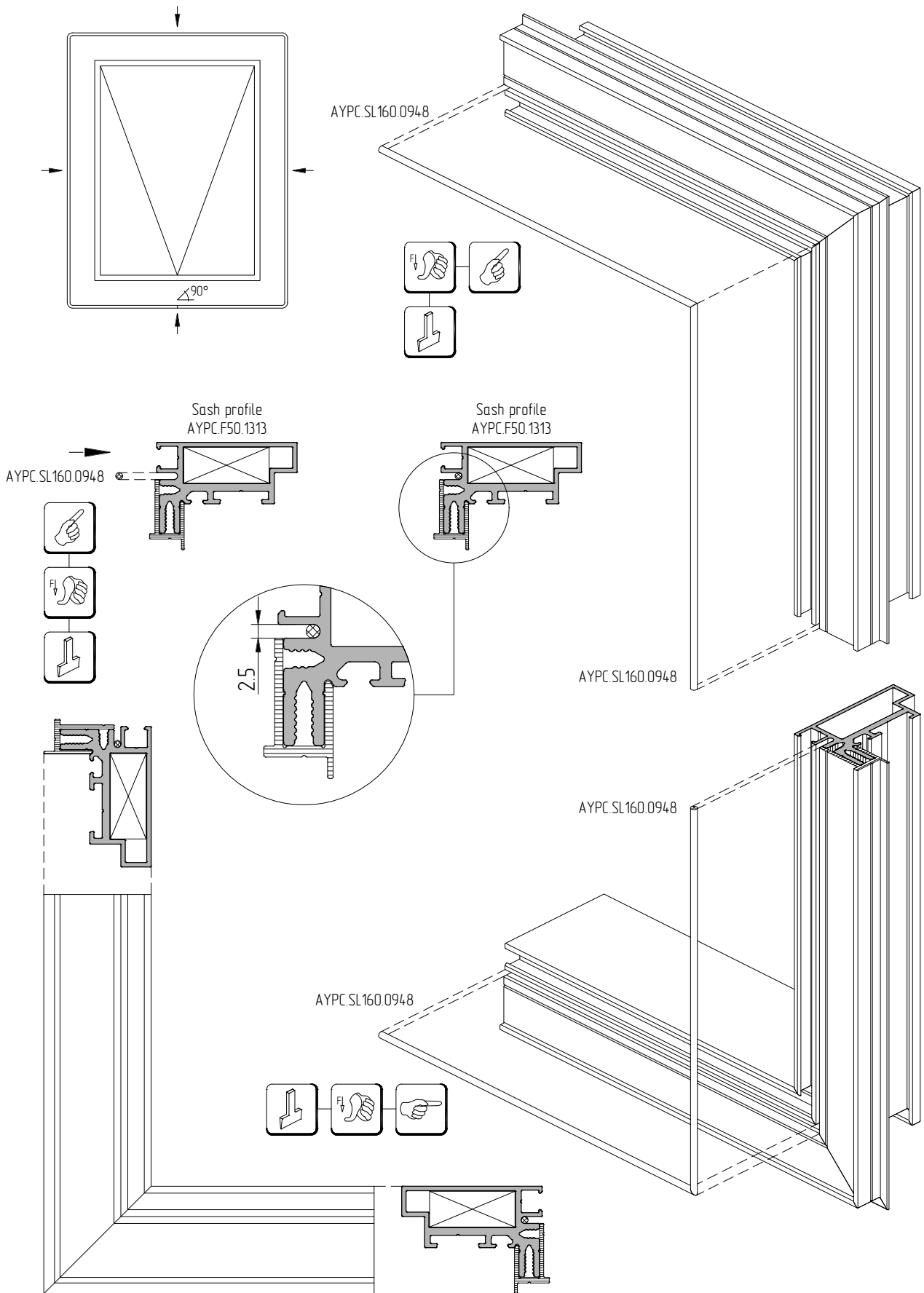


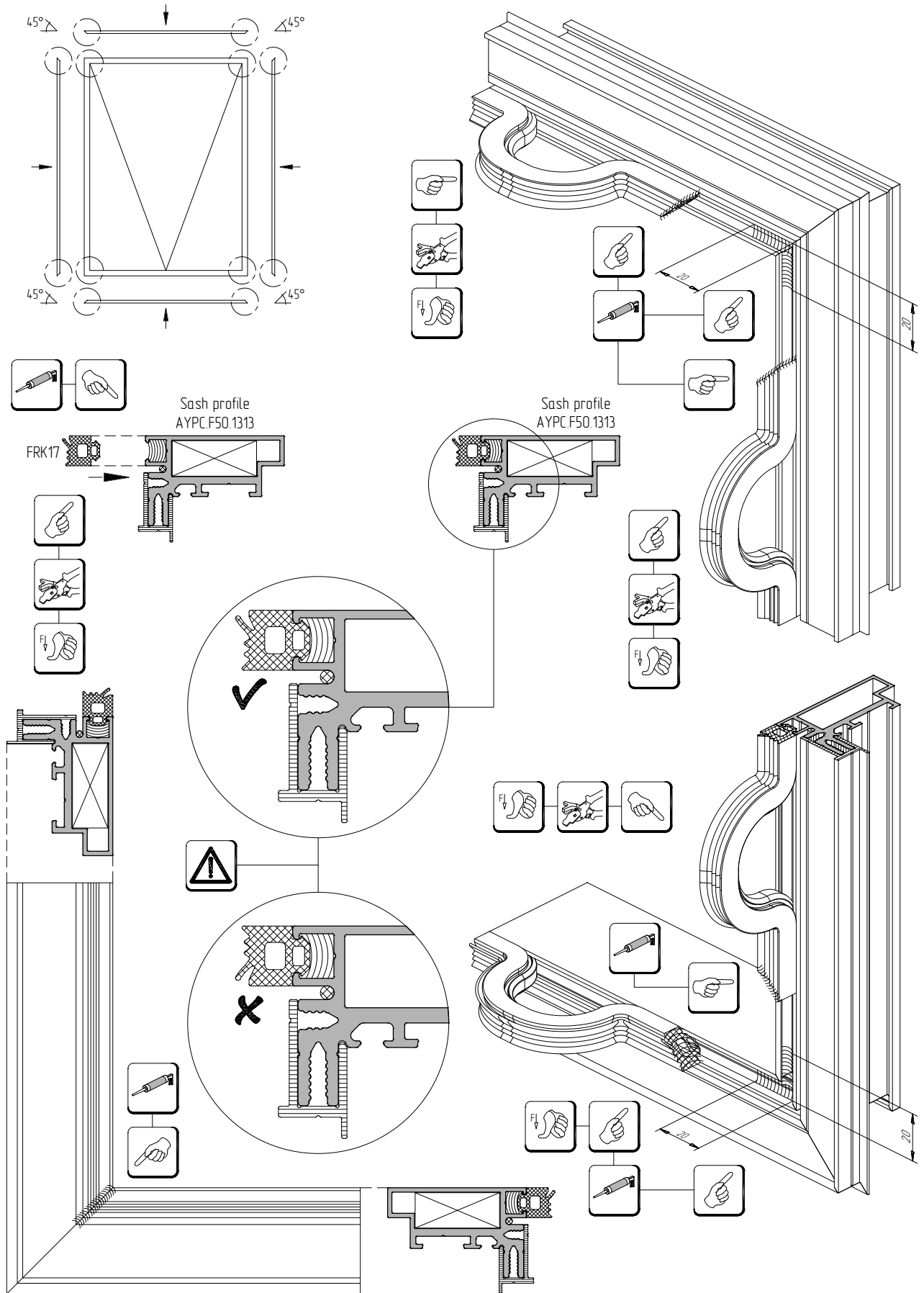


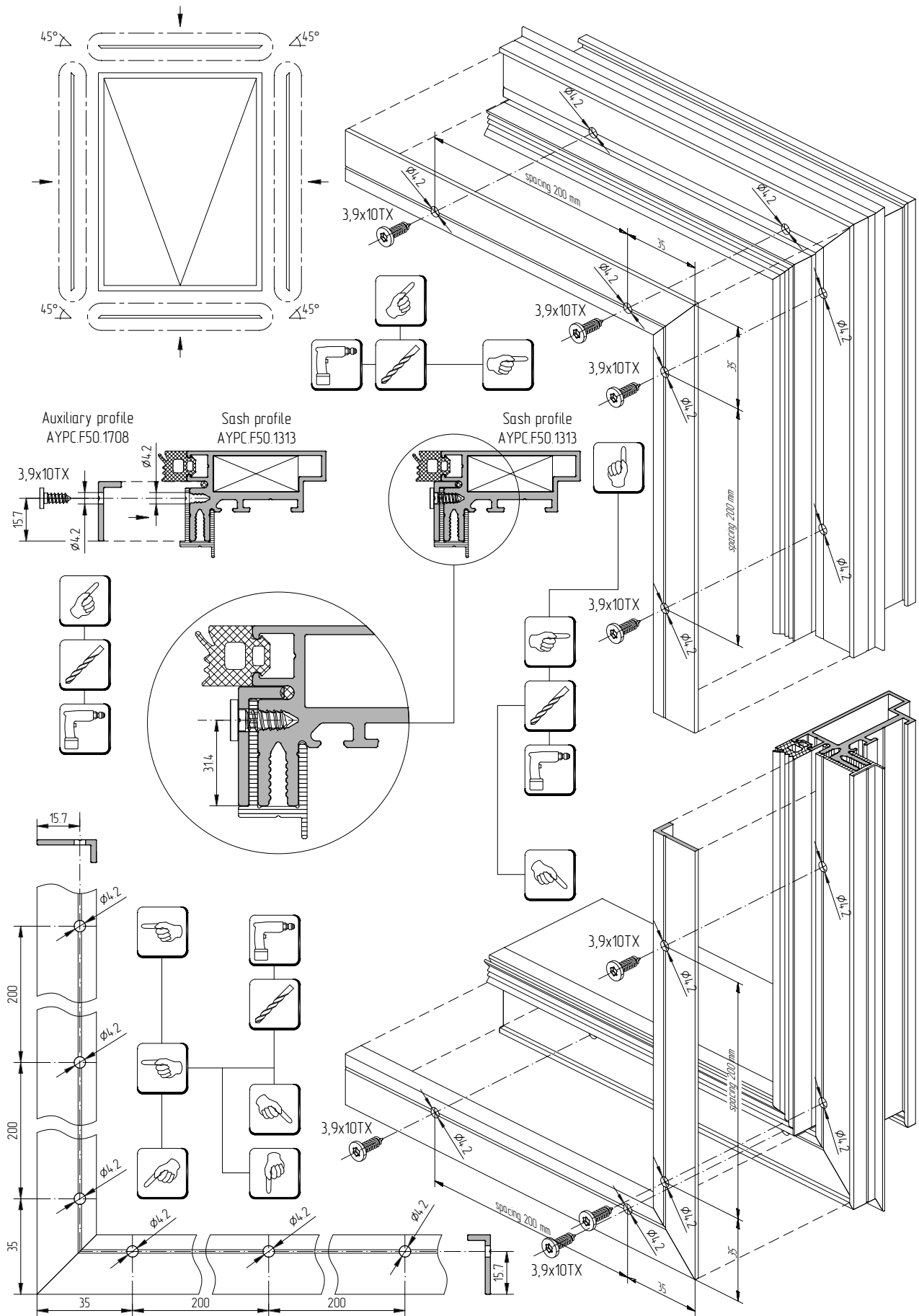


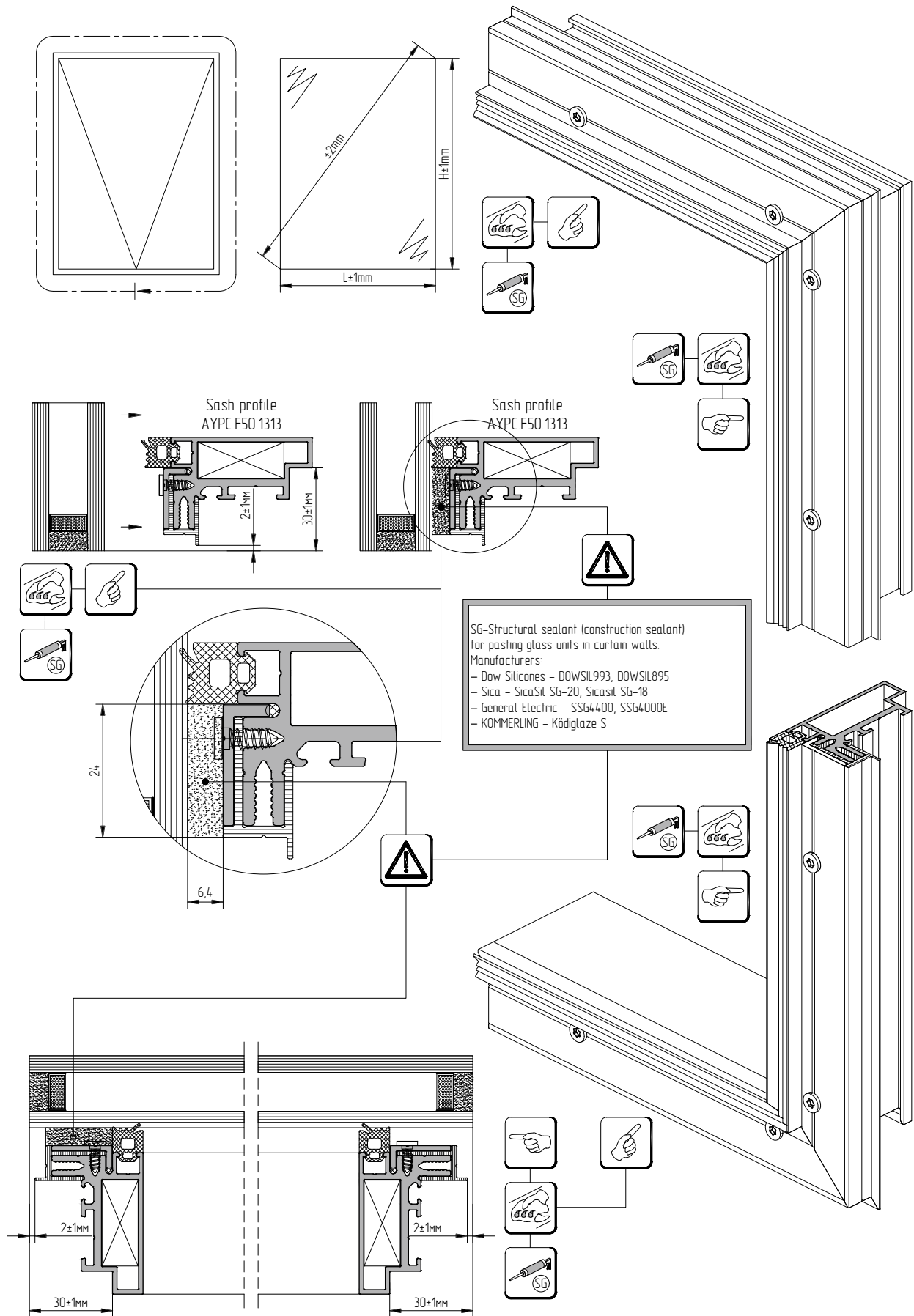


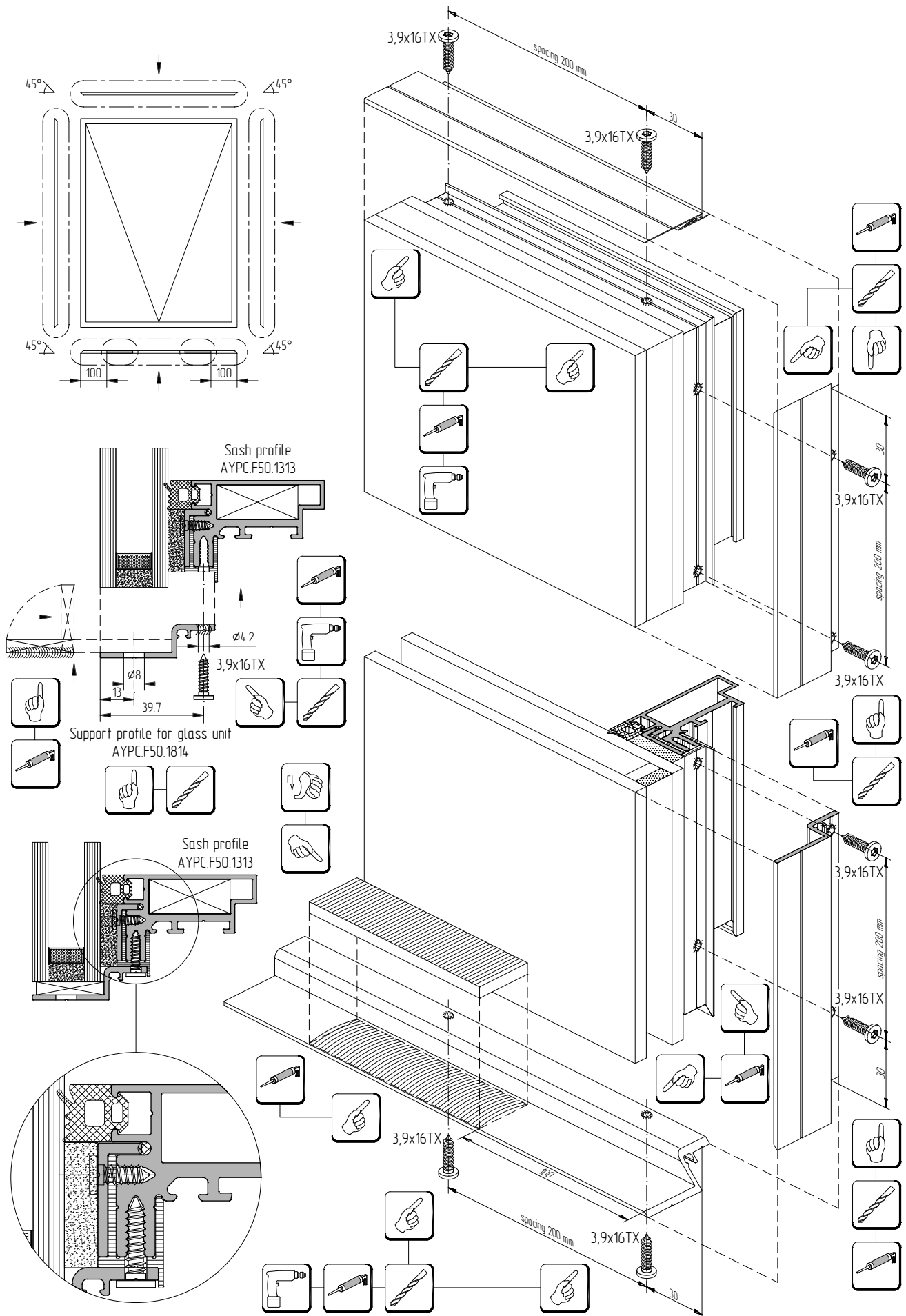


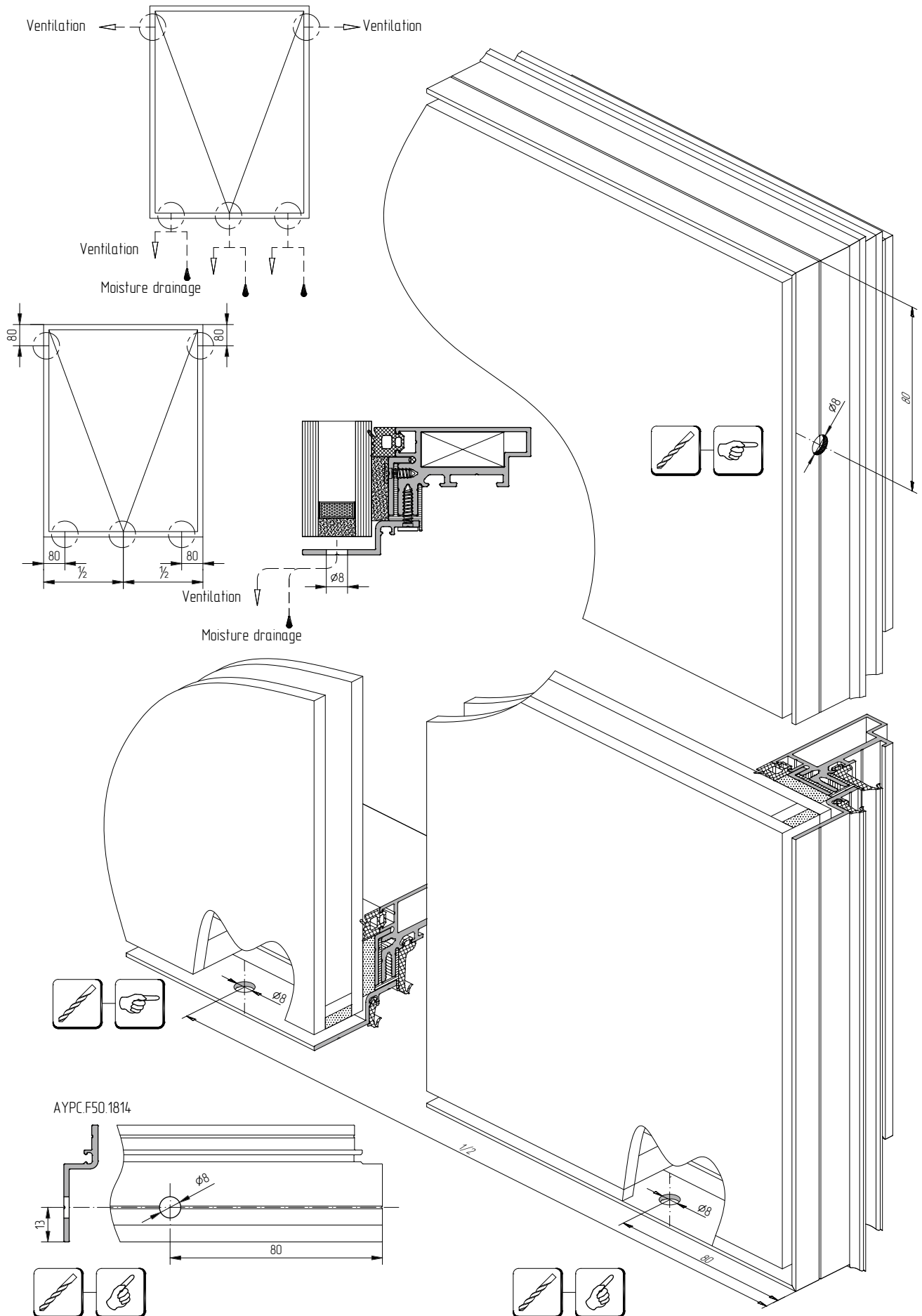


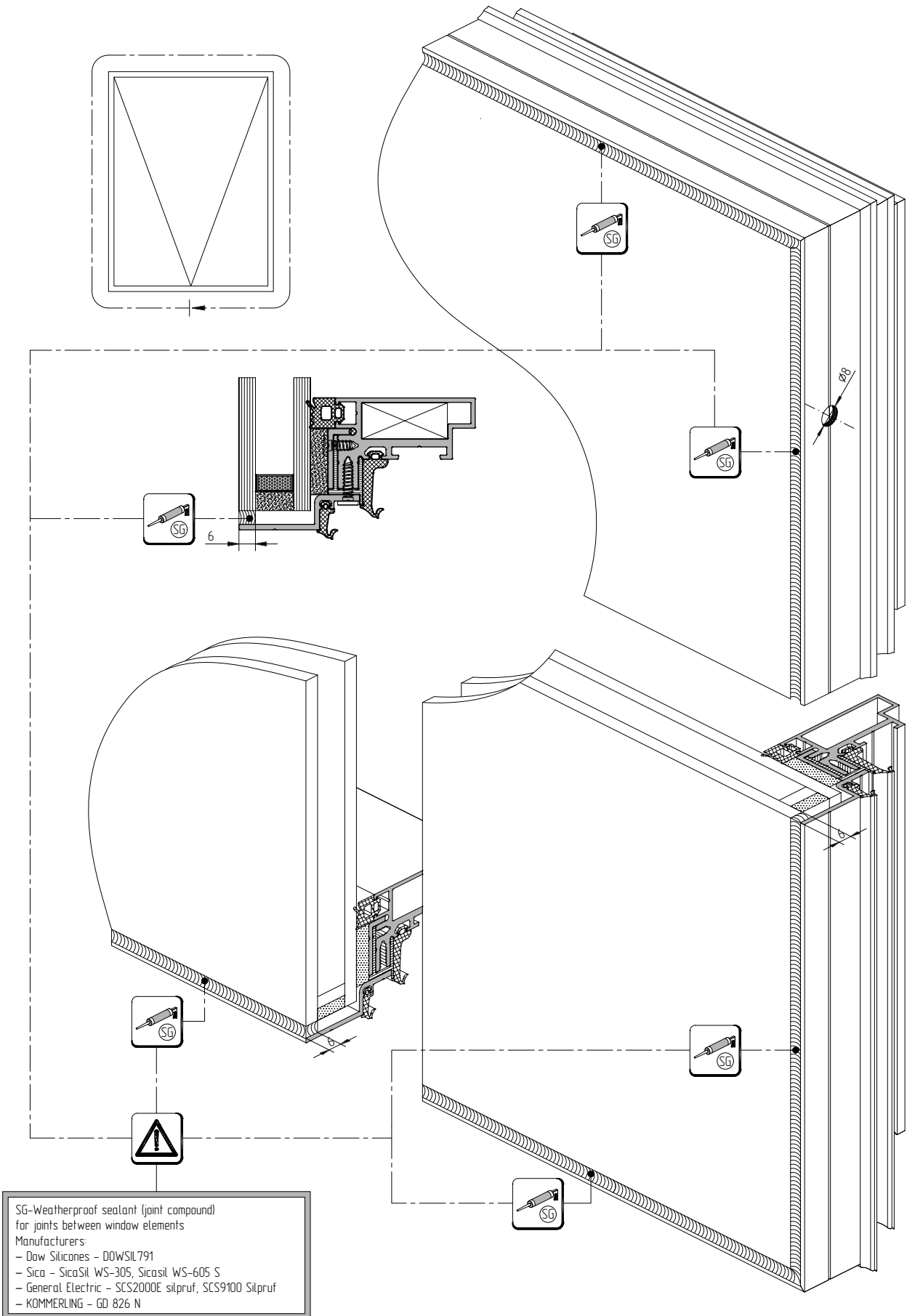


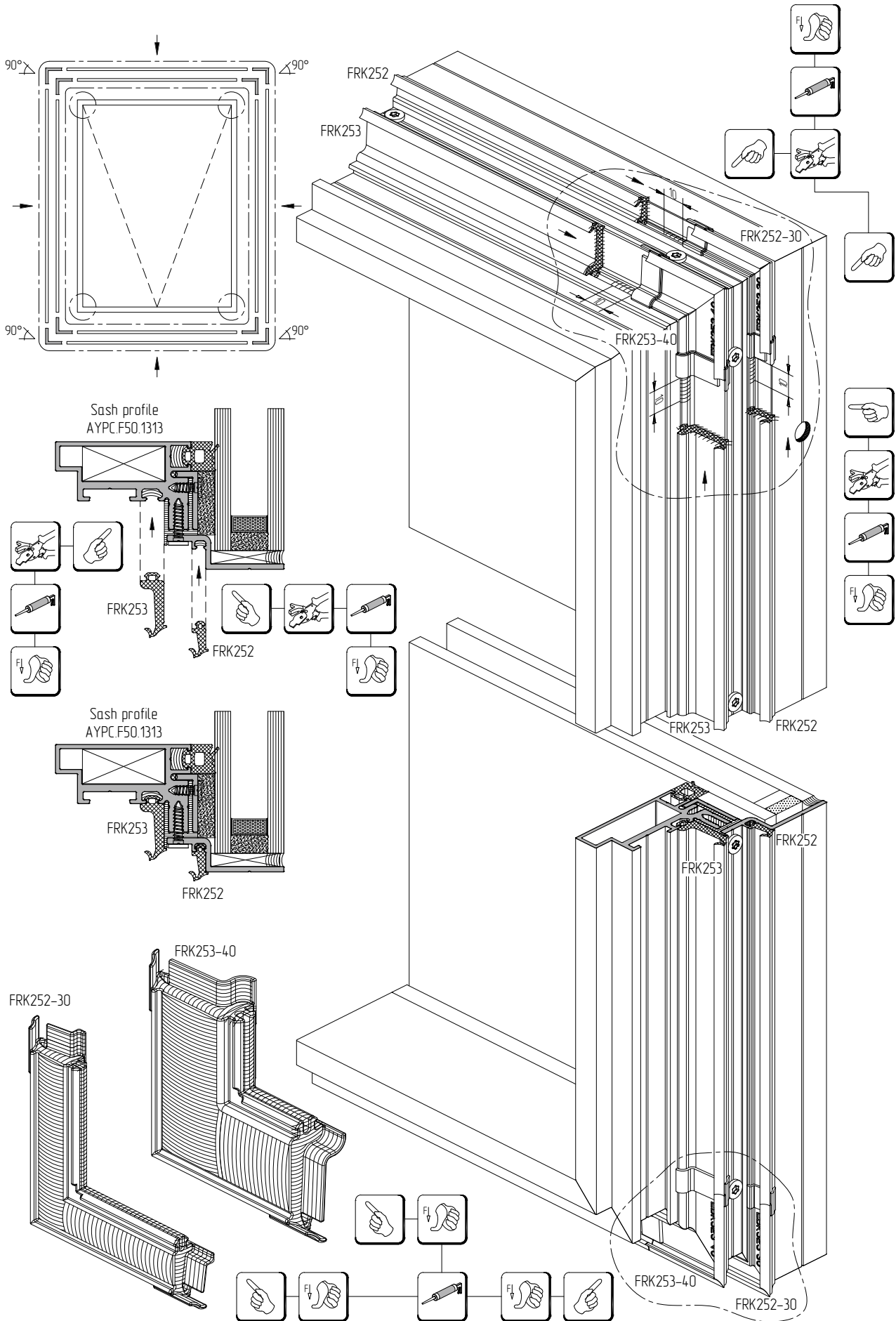


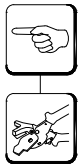
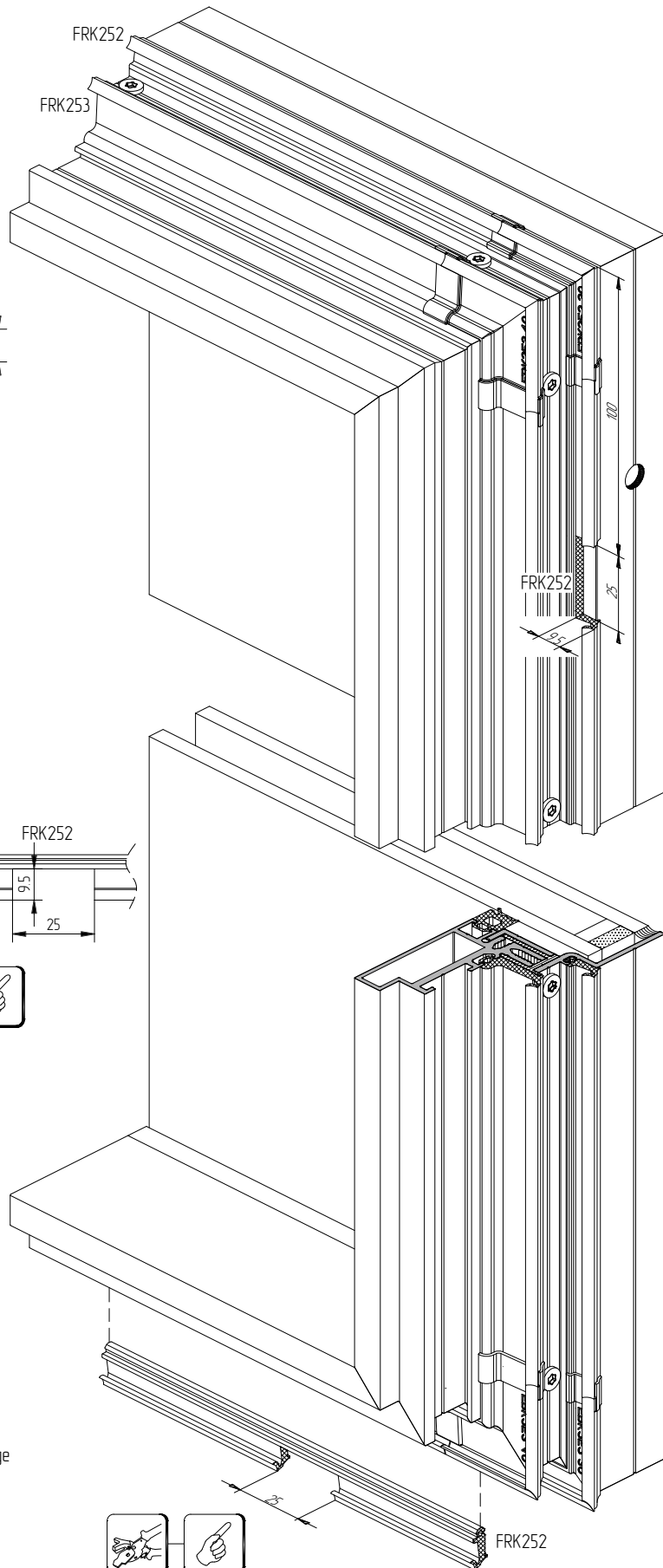
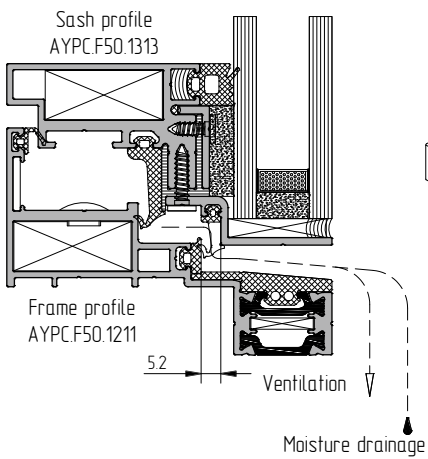
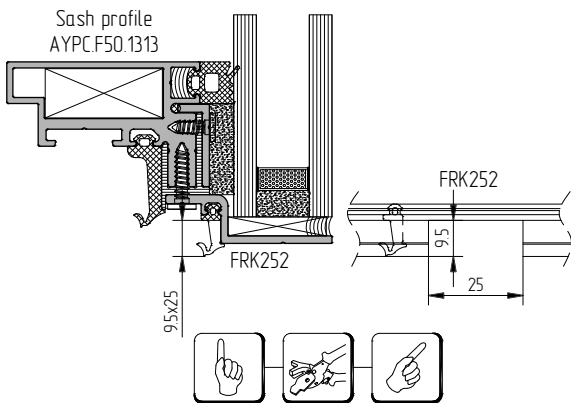
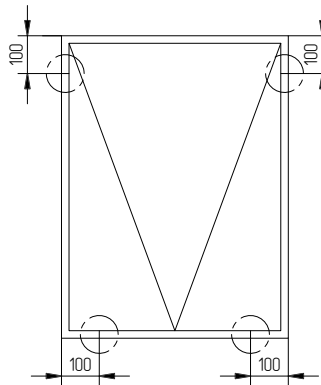
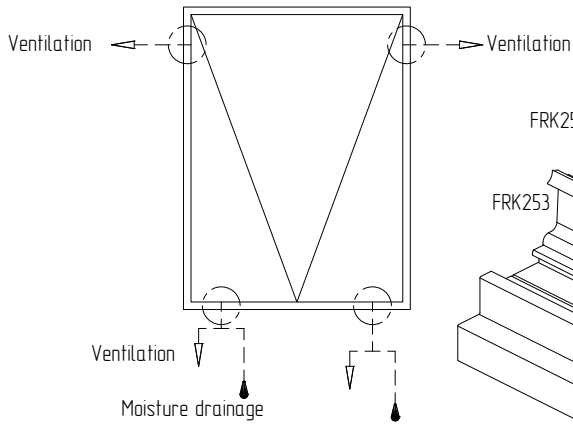


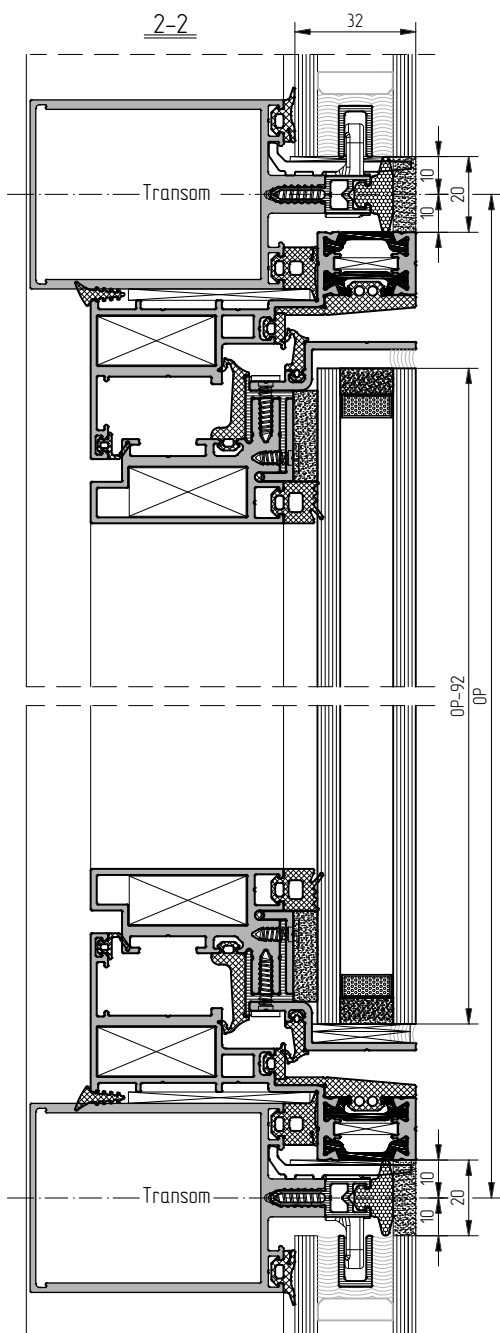
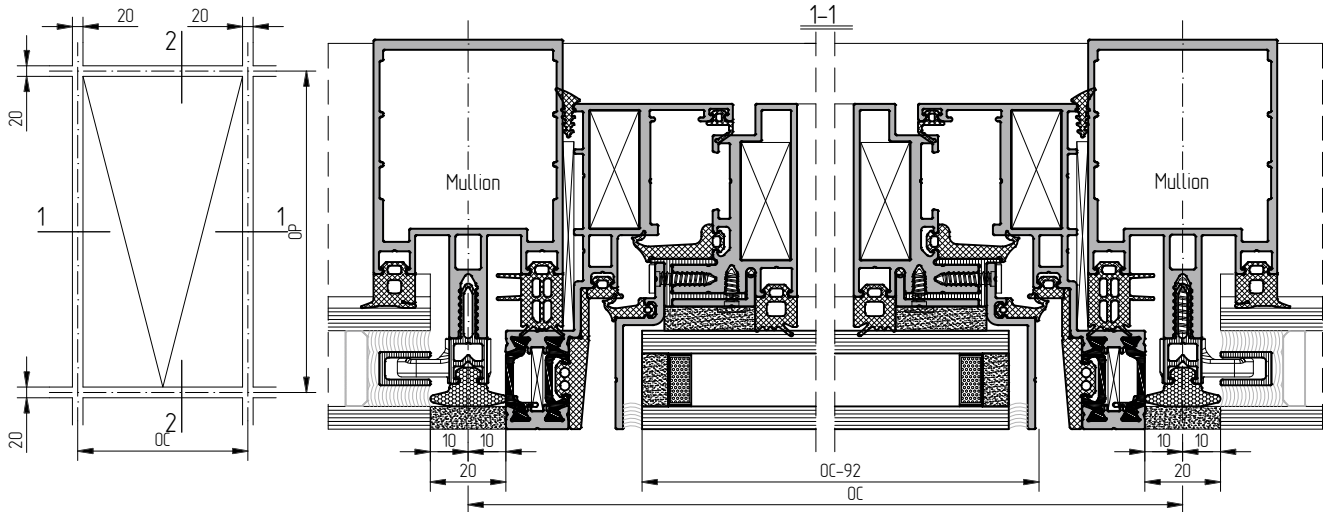




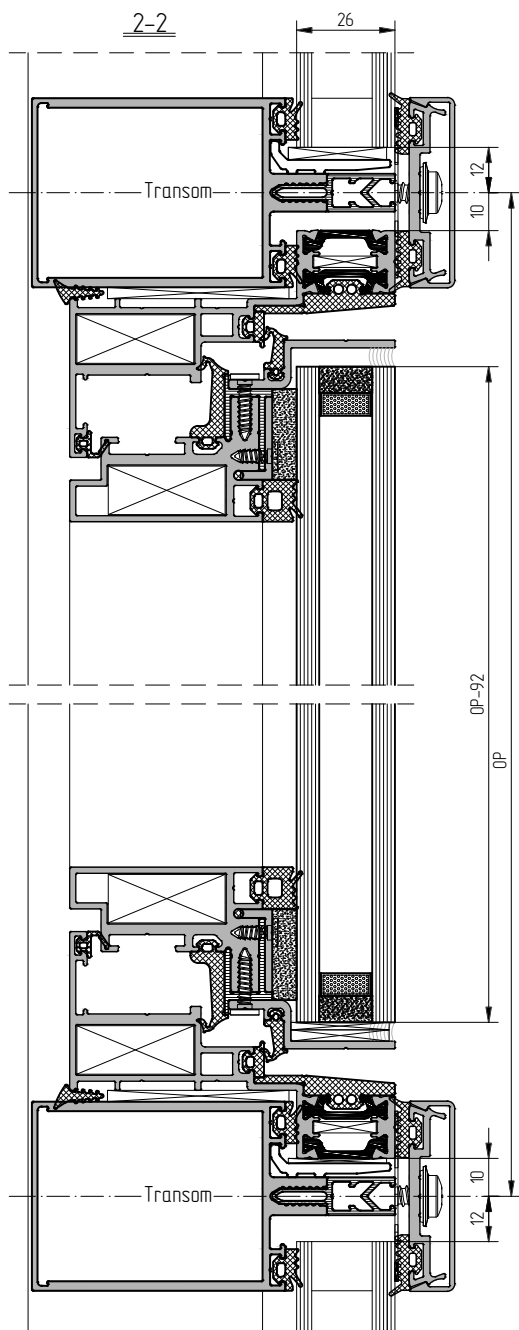
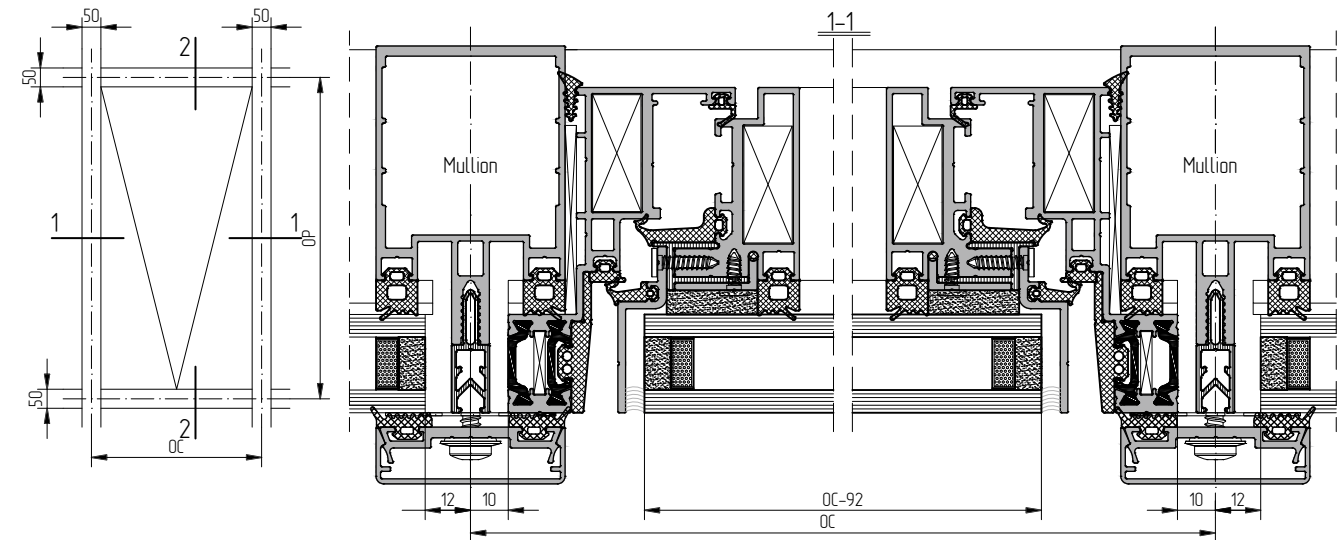












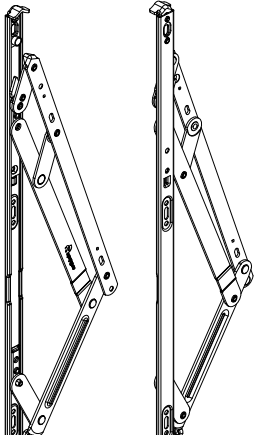







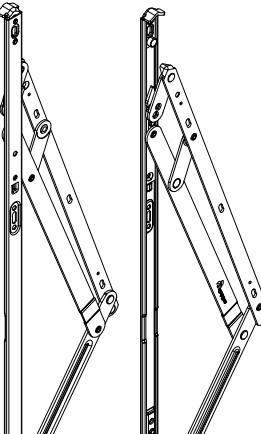







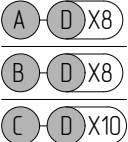



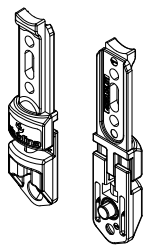
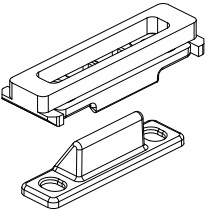
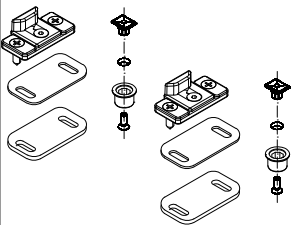
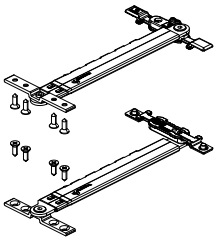
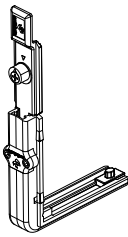
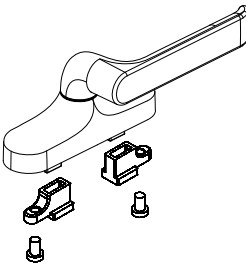
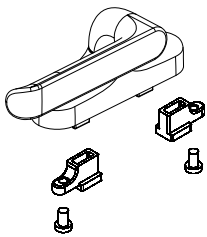


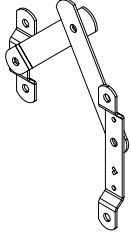


	Article	Cross section	Cut angle	Dimension, mm	Qty, pcs	
Profiles	frame	AYPC.F50.1211		OC-20	2	
		AYPC.F50.1313		OP-20	2	
	sash	AYPC.F50.1708		OC-108	2	
		AYPC.F50.1907		OP-108	2	
		AYPC.F50.1814		OC-96	2	
				OP-96	2	
Gaskets	frame	FRK98		$2(OC+OP-252)+1\%$	1	
		FRK250		$(OC-63)+1\%$	2	
				$(OP-63)+1\%$	2	
		FRK251		$(OC-46)+1\%$	2	
	FRK38		$(OP-46)+1\%$	2		
	sash	FRK253		$2(OC+OP-100)+1\%$	1	
				$(OC-164)+1\%$	2	
		FRK17		$(OP-164)+1\%$	2	
				$(OC-152)+1\%$	2	
	Accessories	200871	AYPC.F50.1950-09		$(OC-148)+1\%$	2
					$(OP-148)+1\%$	2
		EF65.0809	AYPC.F50.1960		$2(OC+OP-294)+1\%$	1
Accessories	AYPC.W62.0957			40x40	4	
	Leveling support			30x30	4	
	Leveling support					
	3,9x10TX		Self-tapping screw		$4+(OC+OP-200)/100$	
	3,9x16TX		Self-tapping screw		$4+(OC+OP-280)/100$	
	5x10DIN6325D		Pin		5x10	24

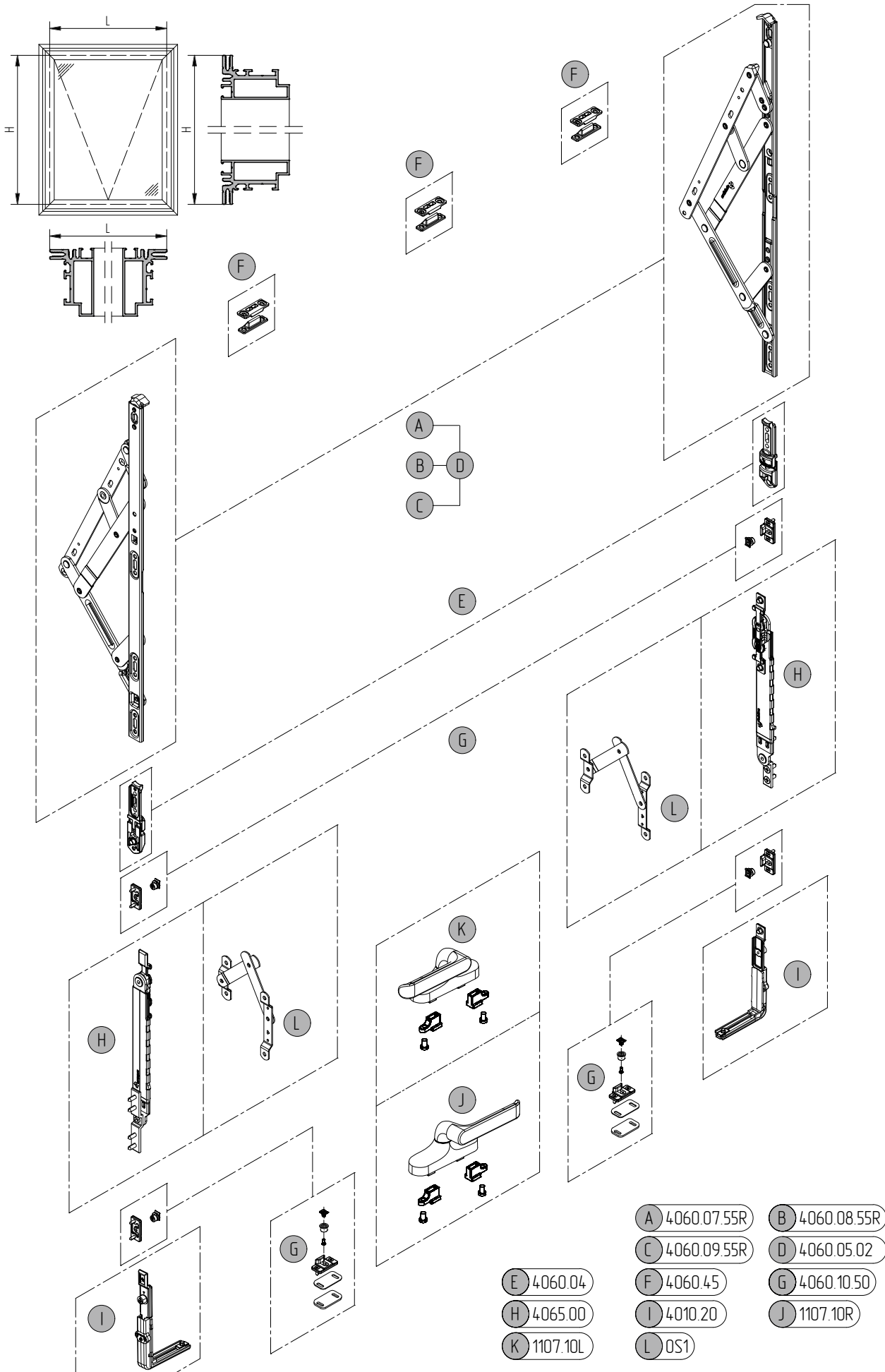


	Article	Cross section	Cut angle	Dimension, mm	Qty, pcs	
Profiles	frame	AYPC.F50.1211		OC-20	2	
				OP-20	2	
	sash	AYPC.F50.1313		OC-108	2	
				OP-108	2	
		AYPC.F50.1708		OC-108	2	
		AYPC.F50.1907		OP-108	2	
Gaskets	frame			2(OC+OP-252)+1%	1	
				FRK250	(OC-63)+1%	2
				(OP-63)+1%	2	
				FRK251	(OC-46)+1%	2
				(OP-46)+1%	2	
	FRK38		2(OC+OP-100)+1%	1		
	sash	FRK253			(OC-164)+1%	2
					(OP-164)+1%	2
		FRK17		(OC-152)+1%	2	
		(OP-152)+1%	2			
		FRK252		(OC-148)+1%	2	
		(OP-148)+1%	2			
AYPC.SL160.0948			2(OC+OP-294)+1%	1		
Accessories	C48.0702	AYPC.F50.1950-09			31	8
					EF65.0809	AYPC.F50.1960
		AYPC.W62.0957		-	36x36	4
		Leveling support		-	100x26x2	2
		Leveling support		-	100x26x3	4
		3,9x10TX		Self-tapping screw	4+(OC+OP-200)/100	
		3,9x16TX		Self-tapping screw	4+(OC+OP-280)/100	
		5x10DIN6325D		Pin	5x10	24

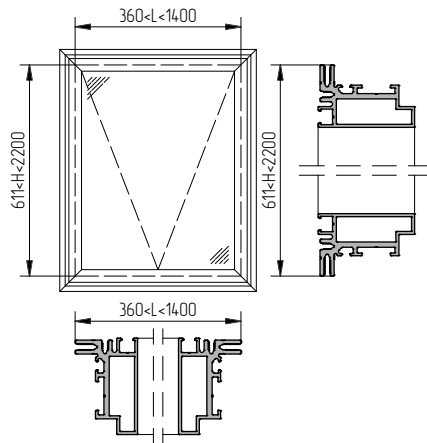
No.	Drawing	Name	Article	Color	Additional mounting hardware		Note					
A		Stublina sash stay	4060.07.55R	-	 M5x16-A2IS014583 8 pcs  M5x16-A2IS014581 2 pcs  M5x12-A2IS014583 6 pcs  4,8x13-A2IS014585 8 pcs  4,8x16-A2IS014585 4 pcs  4,8x16-A2IS014586 4 pcs  Knurled threaded rivet nut M5x11,5-A2TR with reduced shoulder, 16 pcs	Kit						
B		Stublina sash stay	4060.08.55R	-	 M5x16-A2IS014583 8 pcs  M5x16-A2IS014581 2 pcs  M5x12-A2IS014583 6 pcs  4,8x13-A2IS014585 8 pcs  4,8x16-A2IS014585 4 pcs  4,8x16-A2IS014586 4 pcs  Knurled threaded rivet nut M5x11,5-A2TR with reduced shoulder, 16 pcs	Kit						
C		Stublina sash stay	4060.09.55R	-	 M5x16-A2IS014583 10 pcs  M5x16-A2IS014581 2 pcs  M5x12-A2IS014583 6 pcs  4,8x13-A2IS014585 8 pcs  4,8x16-A2IS014585 4 pcs  4,8x16-A2IS014586 4 pcs  Knurled threaded rivet nut M5x11,5-A2TR with reduced shoulder, 18 pcs	Kit						
D	 	Stublina friction stay support	4060.05.02	-	<table border="1"> <tr> <td>4060.07.55R</td> <td>8 pcs</td> </tr> <tr> <td>4060.08.55R</td> <td>8 pcs</td> </tr> <tr> <td>4060.09.55R</td> <td>10 pcs</td> </tr> </table>	4060.07.55R	8 pcs	4060.08.55R	8 pcs	4060.09.55R	10 pcs	1 pc
4060.07.55R	8 pcs											
4060.08.55R	8 pcs											
4060.09.55R	10 pcs											

No.	Drawing	Name	Article	Color	Additional mounting hardware	Note
E		Stublina Adjustment mechanism	4060.04	-	-	Kit
F		Stublina additional clamp	4060.45	-	-	Kit
G		Stublina locking kit	4060.10.50	-	-	Kit
H		Stublina restrictor kit	4065.00	-	-	Kit
I		Stublina corner drive	4010.20	-	-	1 pc
J		Stublina handle	1107.10R	RAL9016 RAL9005 RAL9006	-	Kit
K		Stublina handle	1107.10L	RAL9016 RAL9005 RAL9006	-	Kit

No.	Drawing	Name	Article	Color	Additional mounting hardware	Note
L		Restrictor with key	OS1	-	 M5x12-A2IS014583 4 pcs  Knurled threaded rivet nut M5x11,5-A2TR with reduced shoulder, 4 pcs	1 pc



H [mm]

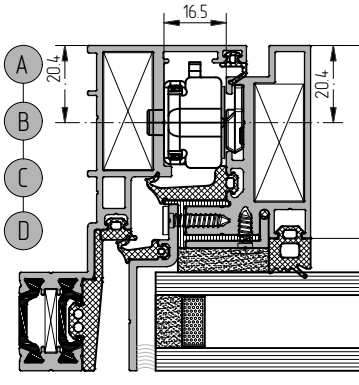


2200	<p>C D X10 E</p> <p>F X2 H</p> <p>G X3 I X2 J</p>	<p>C D X10 E</p> <p>F X3 H</p> <p>G X4 I X2 J</p>		
1801				
1800	<p>B D X8 E</p> <p>F X2 H</p> <p>G X3 I X2 J</p>	<p>B D X8 E</p> <p>F X3 H</p> <p>G X4 I X2 J</p>		
1601				
1600	<p>B D X8 E</p> <p>F X2 H</p> <p>G X2 I X2 J</p>	<p>B D X8 E</p> <p>F X3 H</p> <p>G X3 I X2 J</p>		
1501				
1500				
1401				
1400	<p>A D X8 E</p> <p>F X2 H</p> <p>G X2 I X2 J</p>	<p>A D X8 E</p> <p>F X3 H</p> <p>G X3 I X2 J</p>		
1301				
1300				
1201				
1200	<p>A D X8 E</p> <p>F X2 L X2</p> <p>G X2 I X2 J</p>	<p>A D X8 E</p> <p>F X3 L X2</p> <p>G X3 I X2 J</p>		
971				
970	<p>A D X8</p> <p>E F X2</p> <p>J G</p>	<p>A D X8</p> <p>E F X3</p> <p>J G X2</p>		
611				
	360	700 701	1400 1401	L [mm]

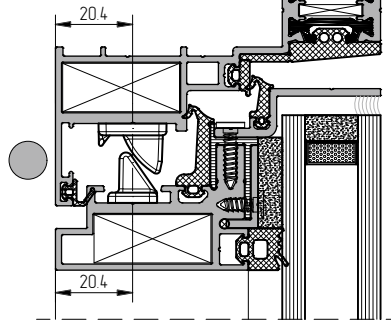
- A 4060.07.55R
- B 4060.08.55R
- C 4060.09.55R
- D 4060.05.02
- E 4060.04
- F 4060.45
- G 4060.10.50
- H 4065.00
- I 4010.20
- J 1107.10R
- K 1107.10L
- L 0S1



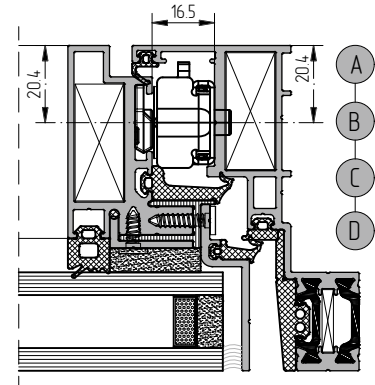
Installation of friction stays
art. 4060.07.55R, 4060.08.55R, 4060.09.55R



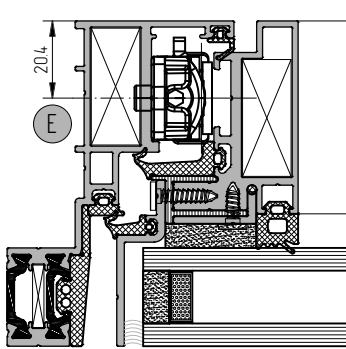
Installation of a concealed
top clamp art. 4060.45



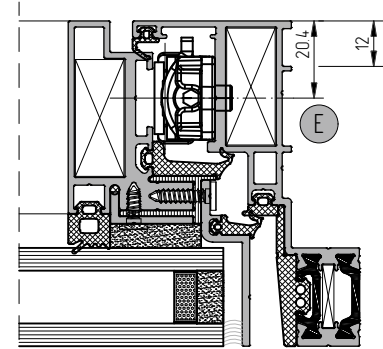
Installation of friction stays
art. 4060.07.55R, 4060.08.55R, 4060.09.55R



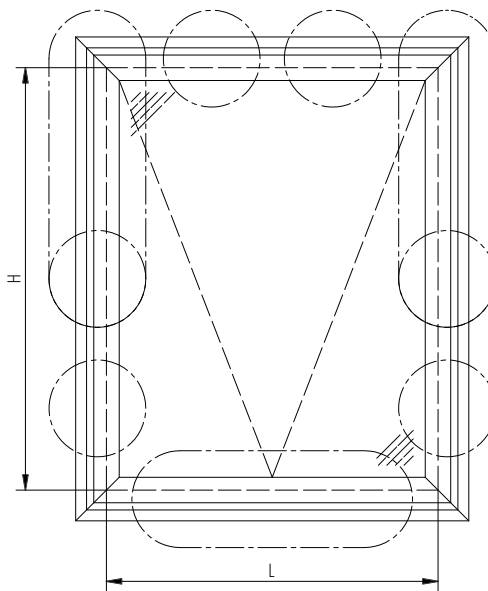
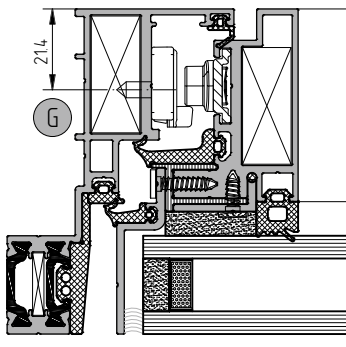
Installation of height adjustment
mechanism art. 4060.04



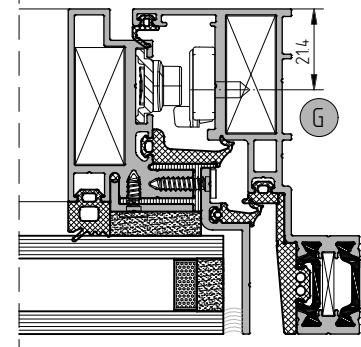
Installation of height adjustment
mechanism art. 4060.04



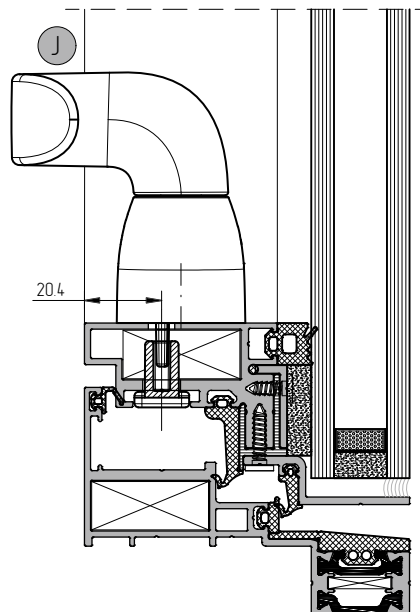
Installation of striking plate
art. 4060.10.50



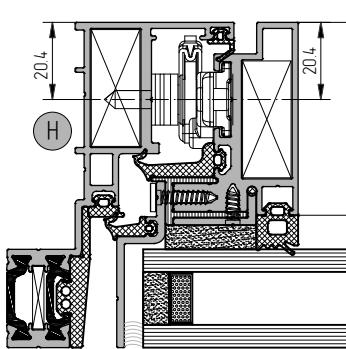
Installation of strike plate
art. 4060.10.50



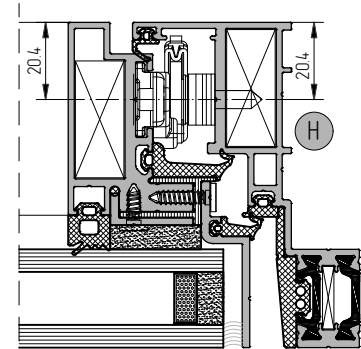
Installation of fork window handle
art. 1107.10R and art. 1107.10L



Installation of
restrictor
art. 4065.00

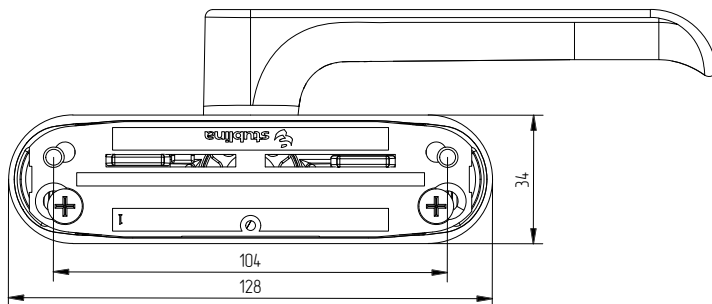
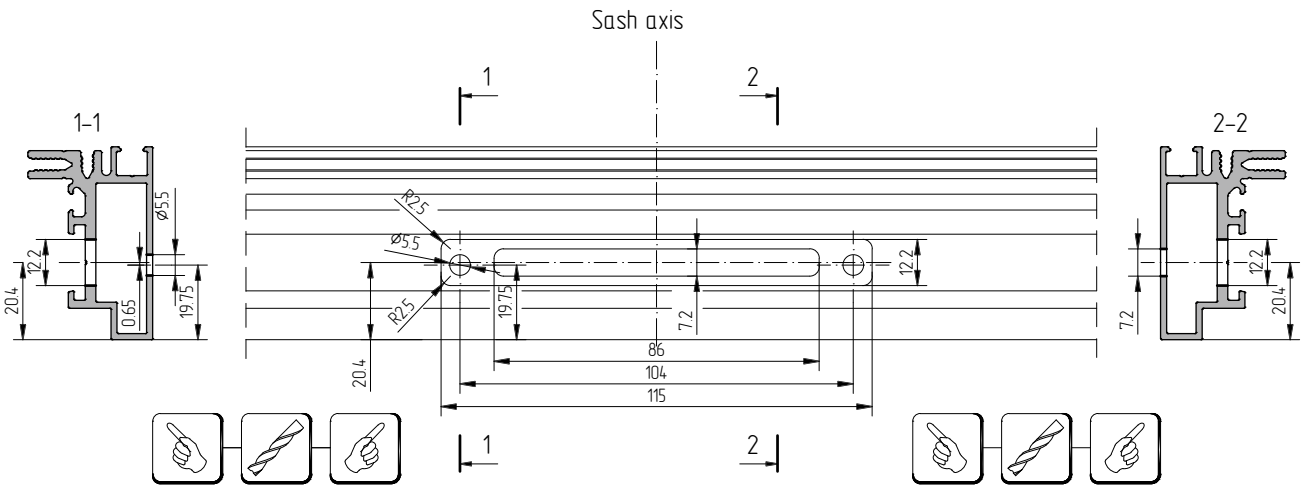
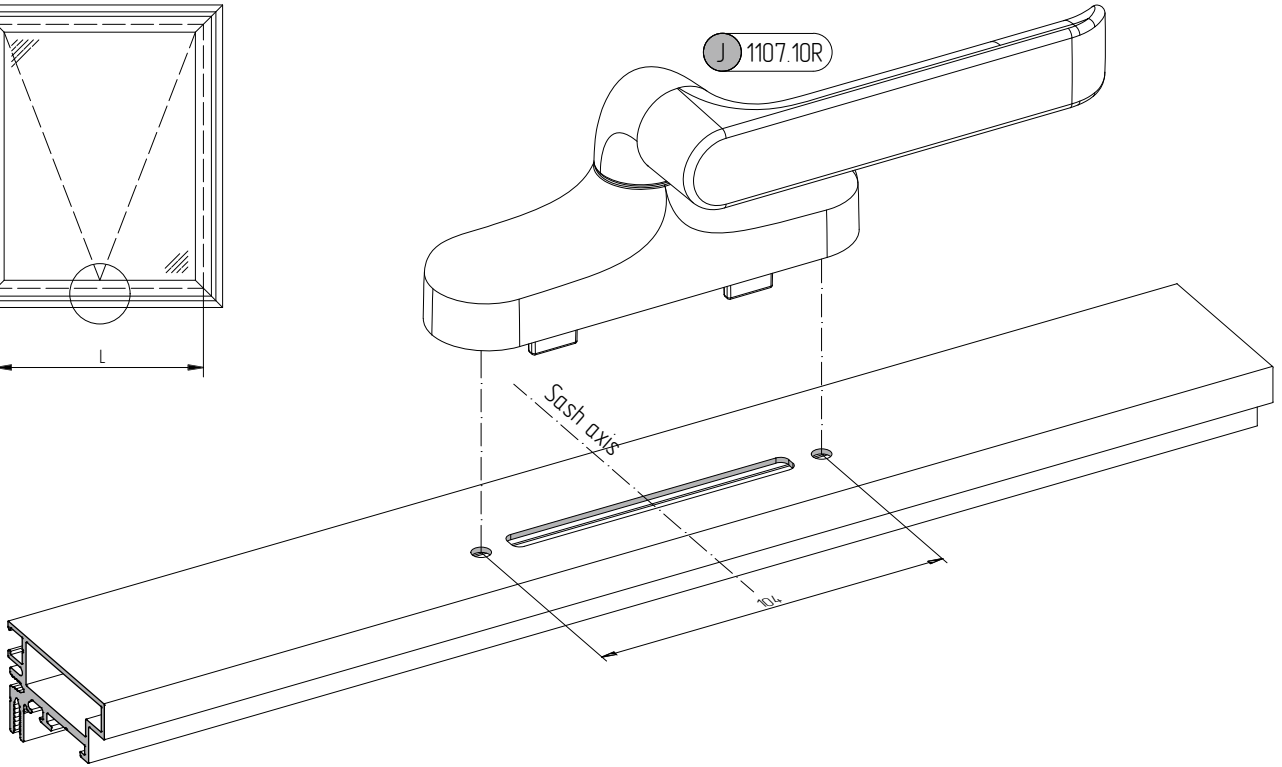
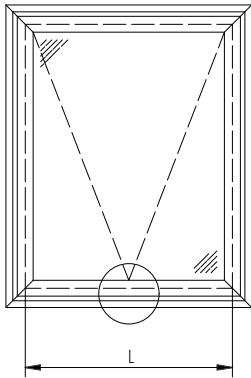


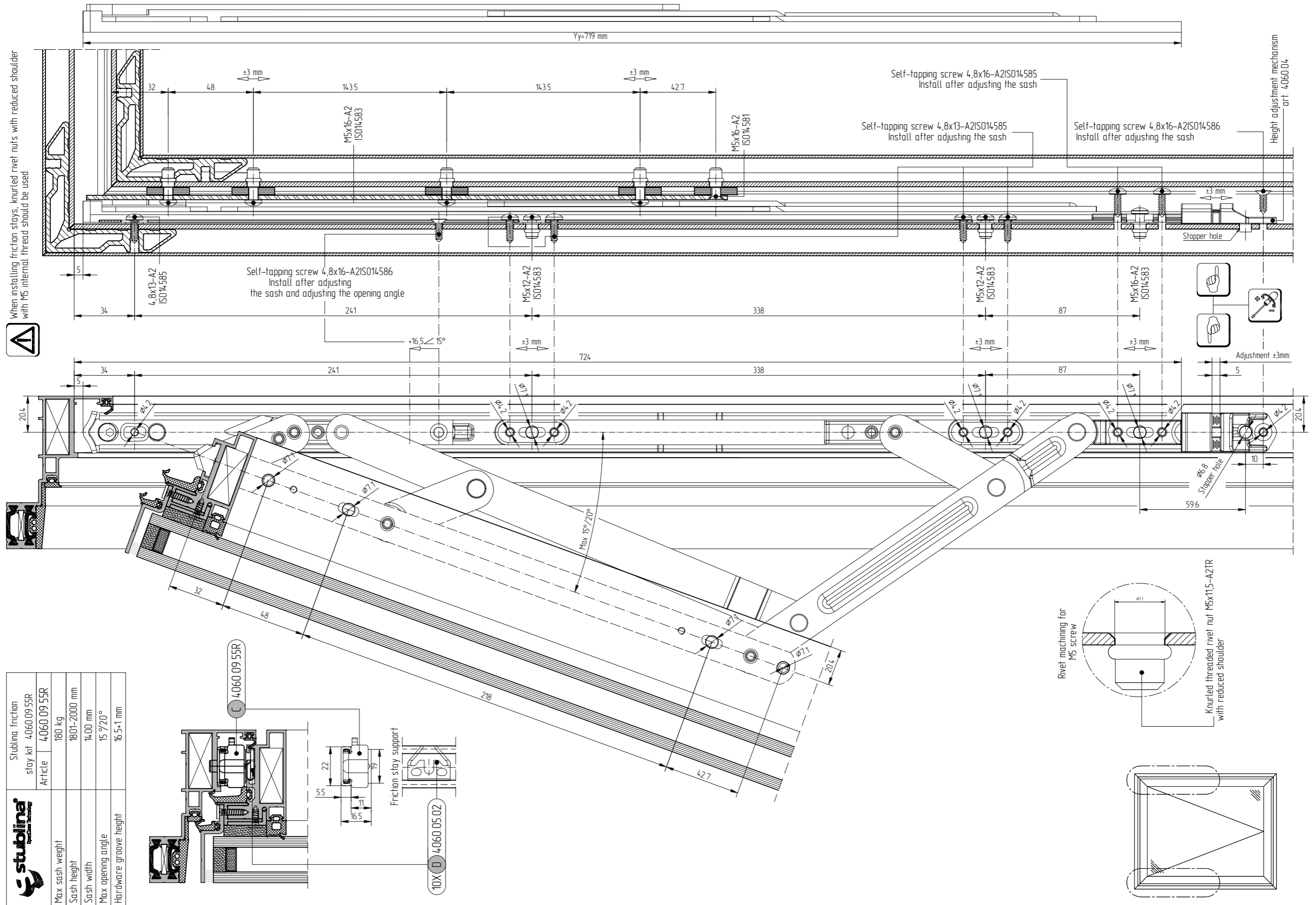
Installation of
restrictor
art. 4065.00



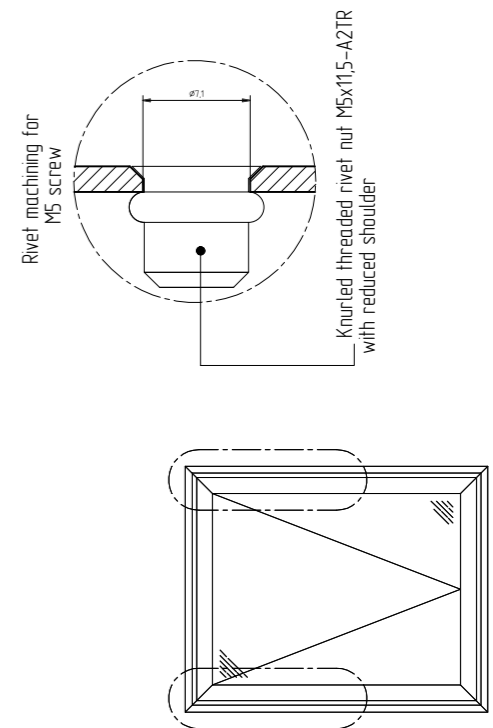
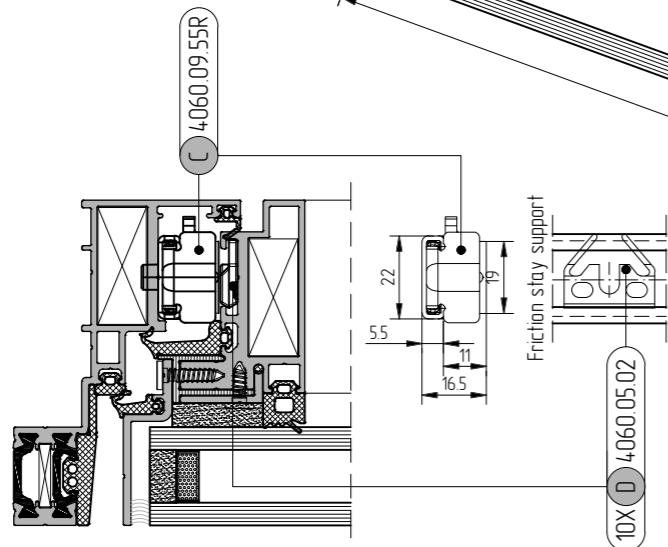


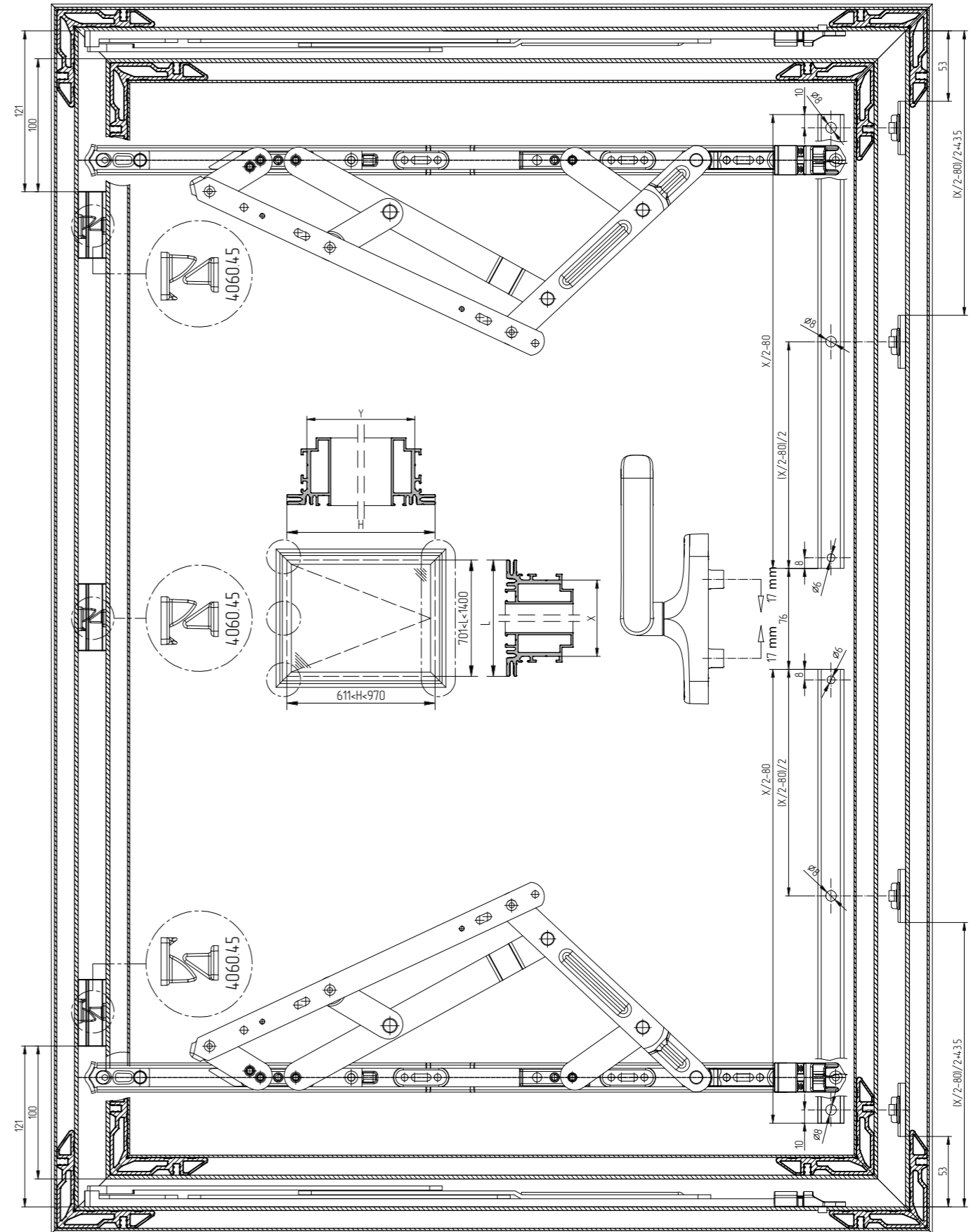
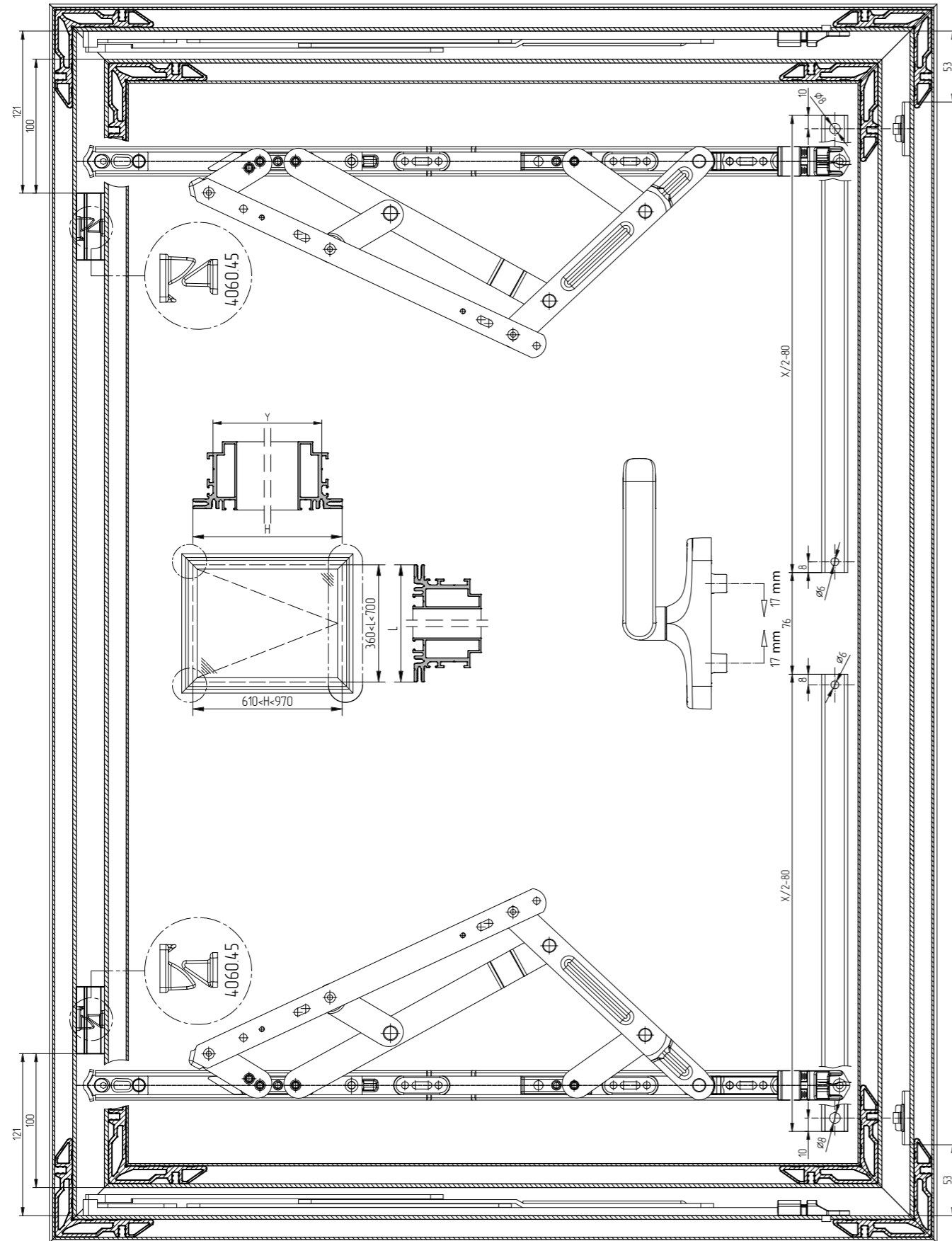
Handle
Right handle - 1107.10R Stublina
Left handle - 1107.10L Stublina

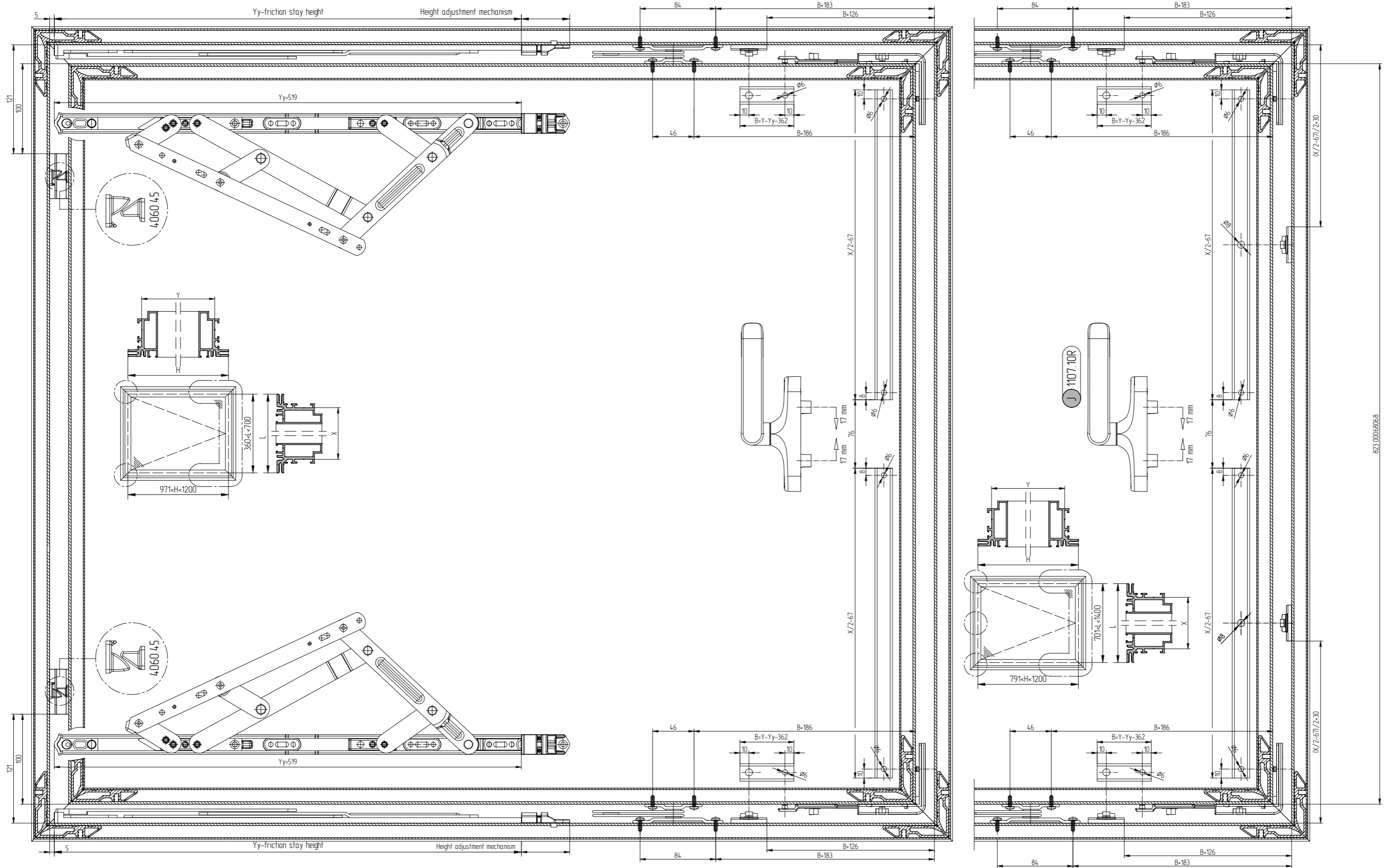


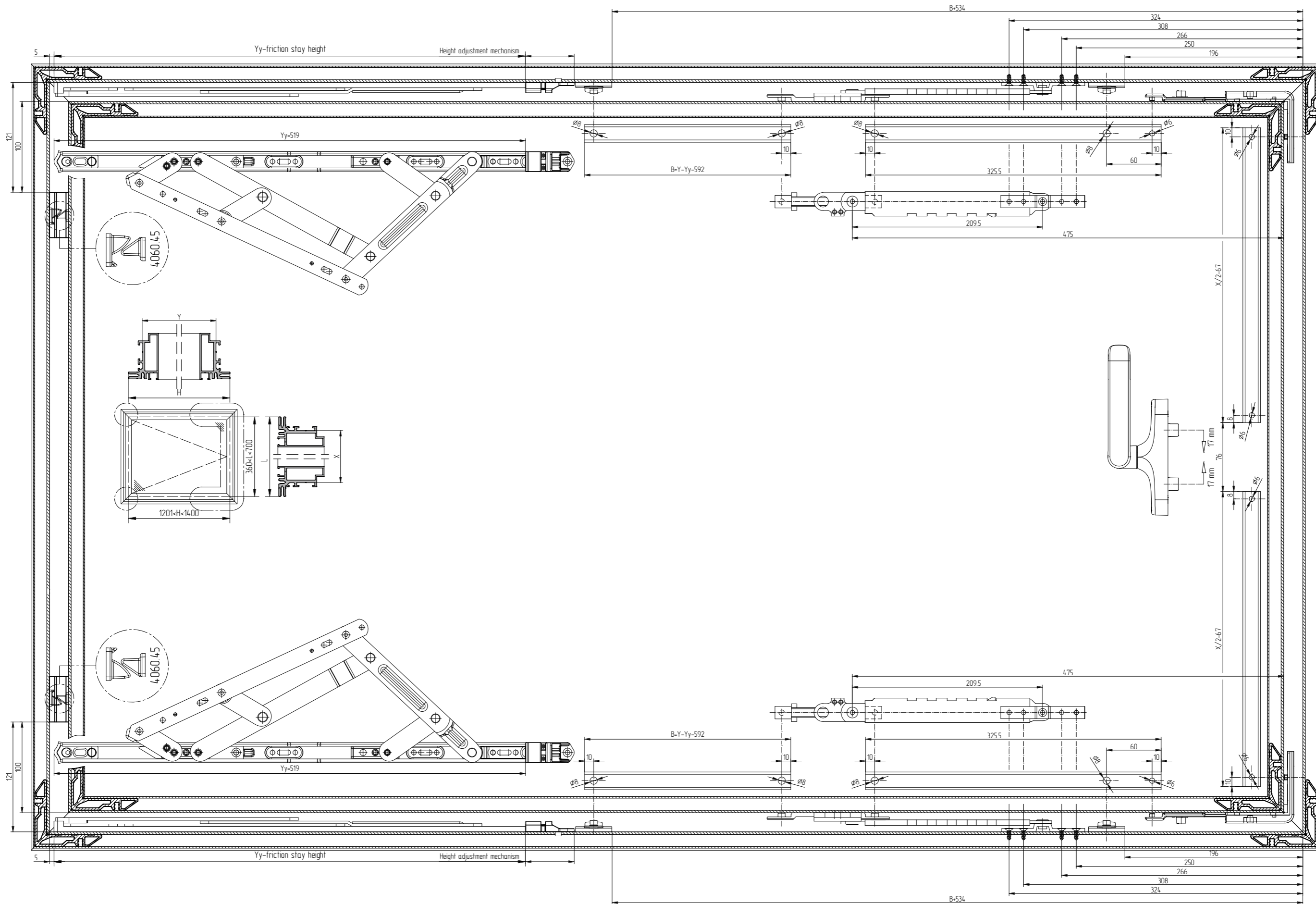


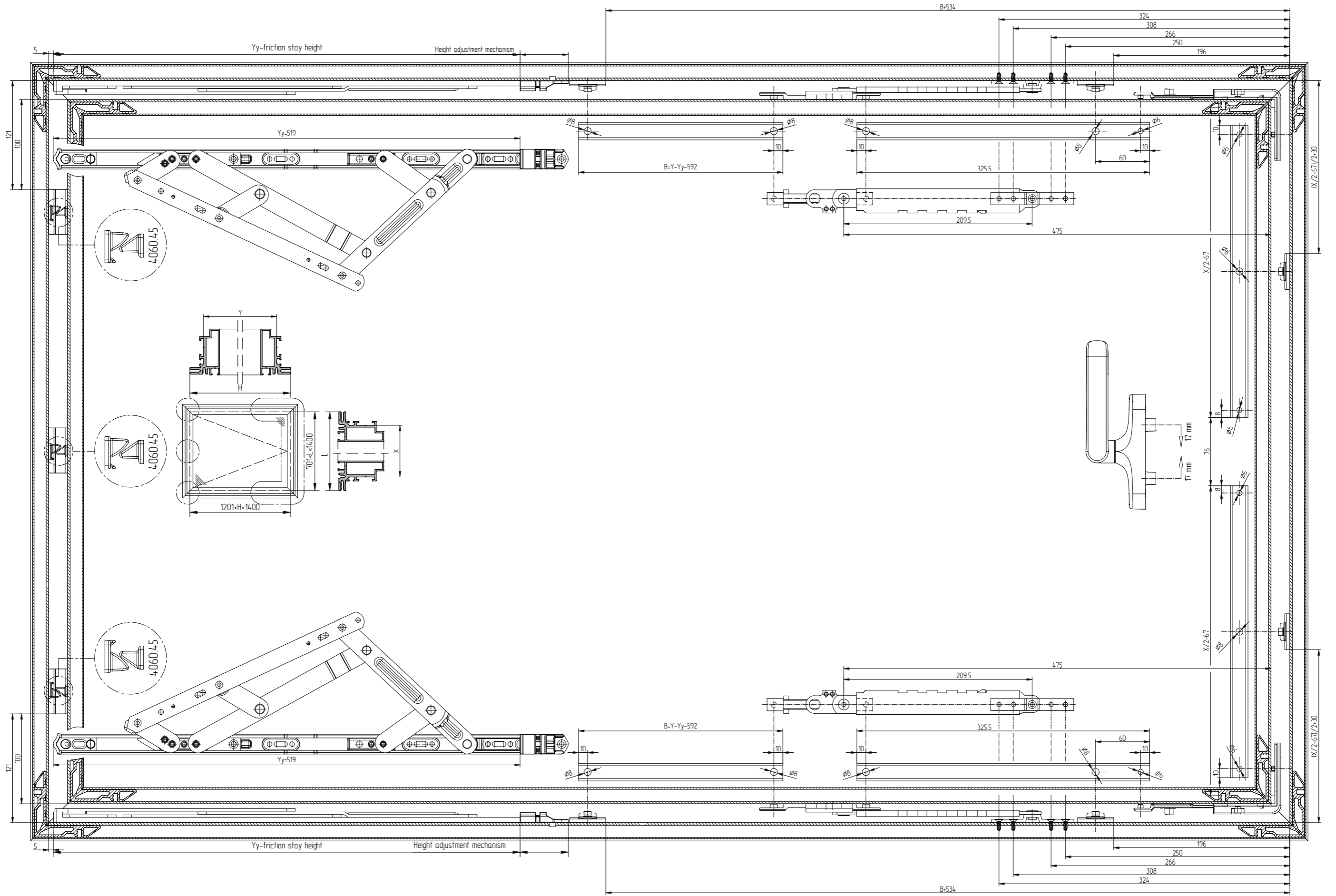
stublina ALUMINIUM PROFILE SYSTEMS	Stublina friction stay kit 4060.09.55R
	Article 4060.09.55R
Max sash weight	180 kg
Sash height	1801-2000 mm
Sash width	14.00 mm
Max opening angle	15°/20°
Hardware groove height	16.5±1 mm

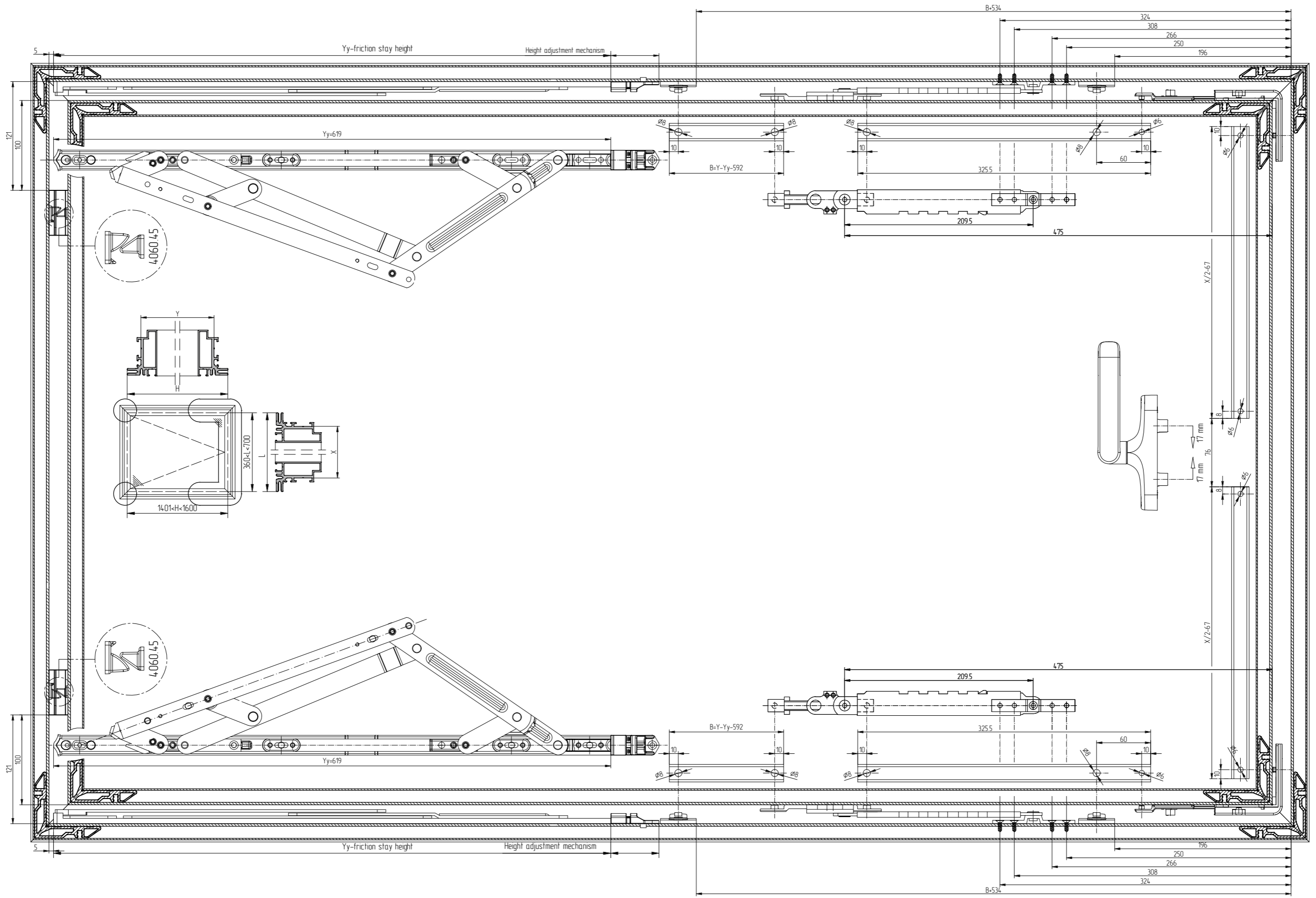


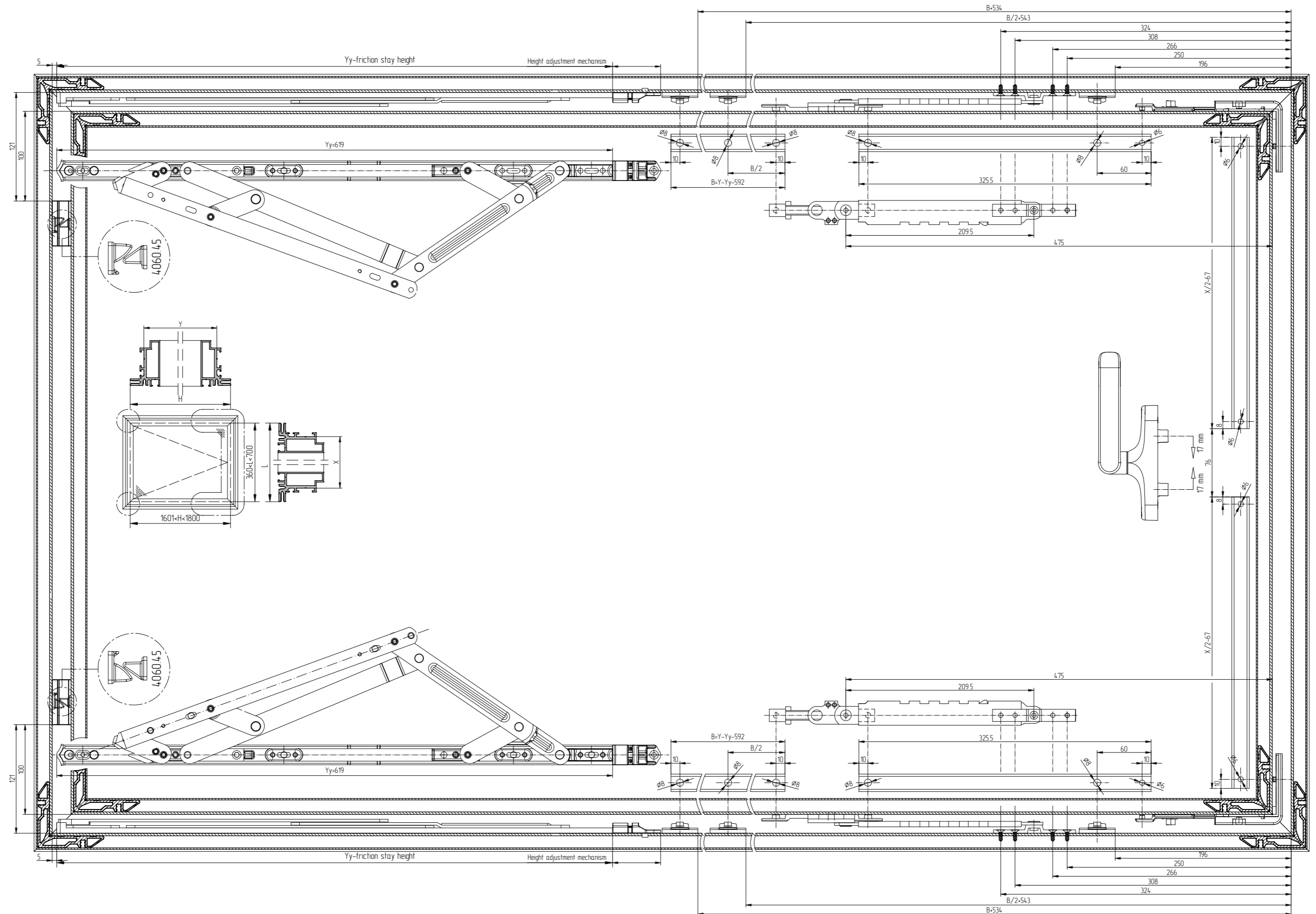


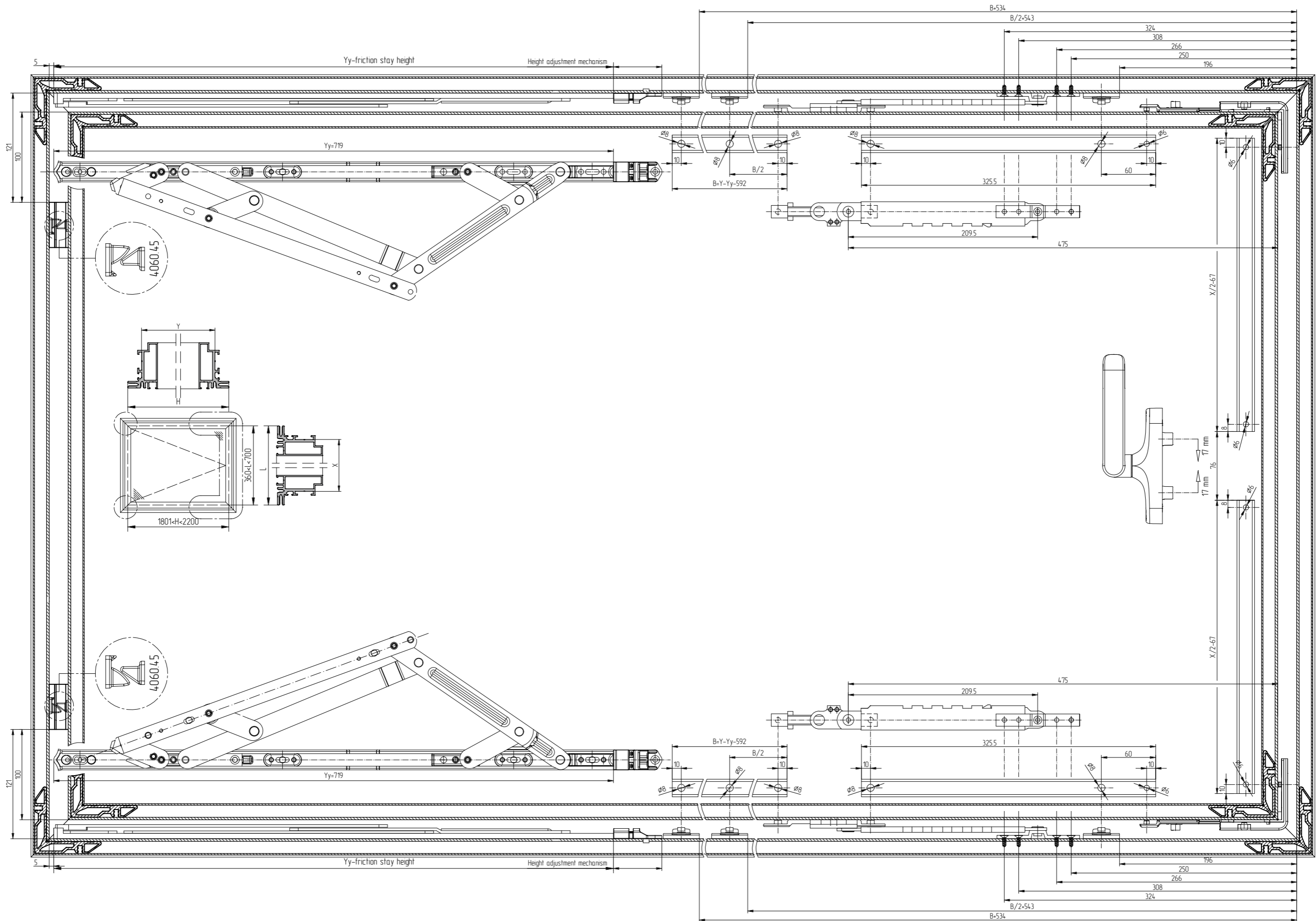


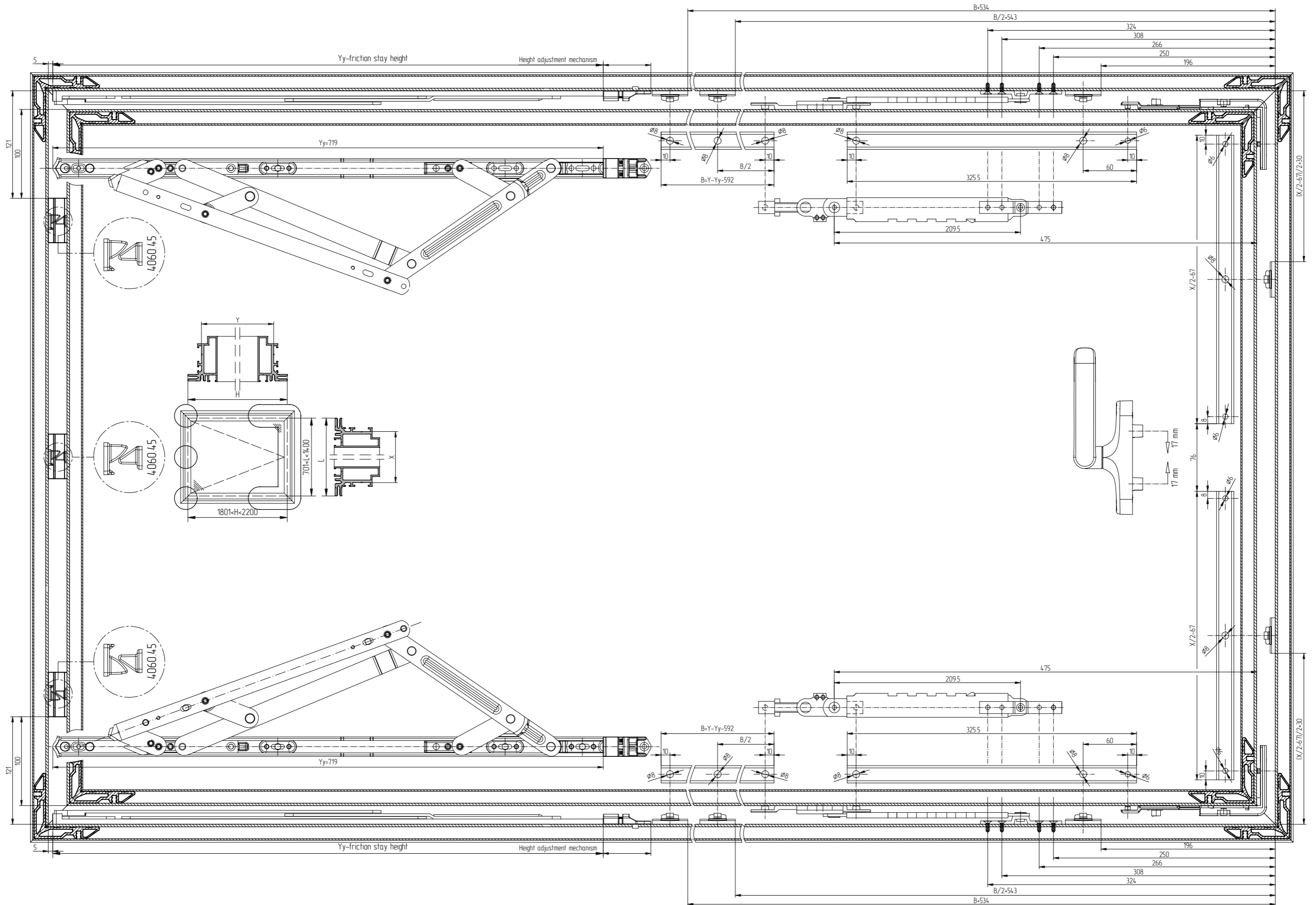





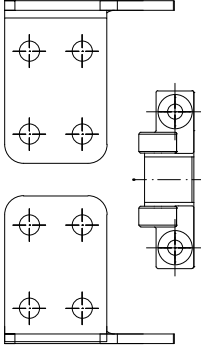




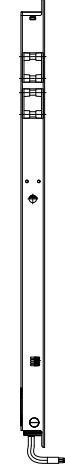
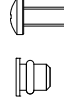
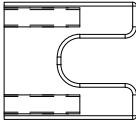






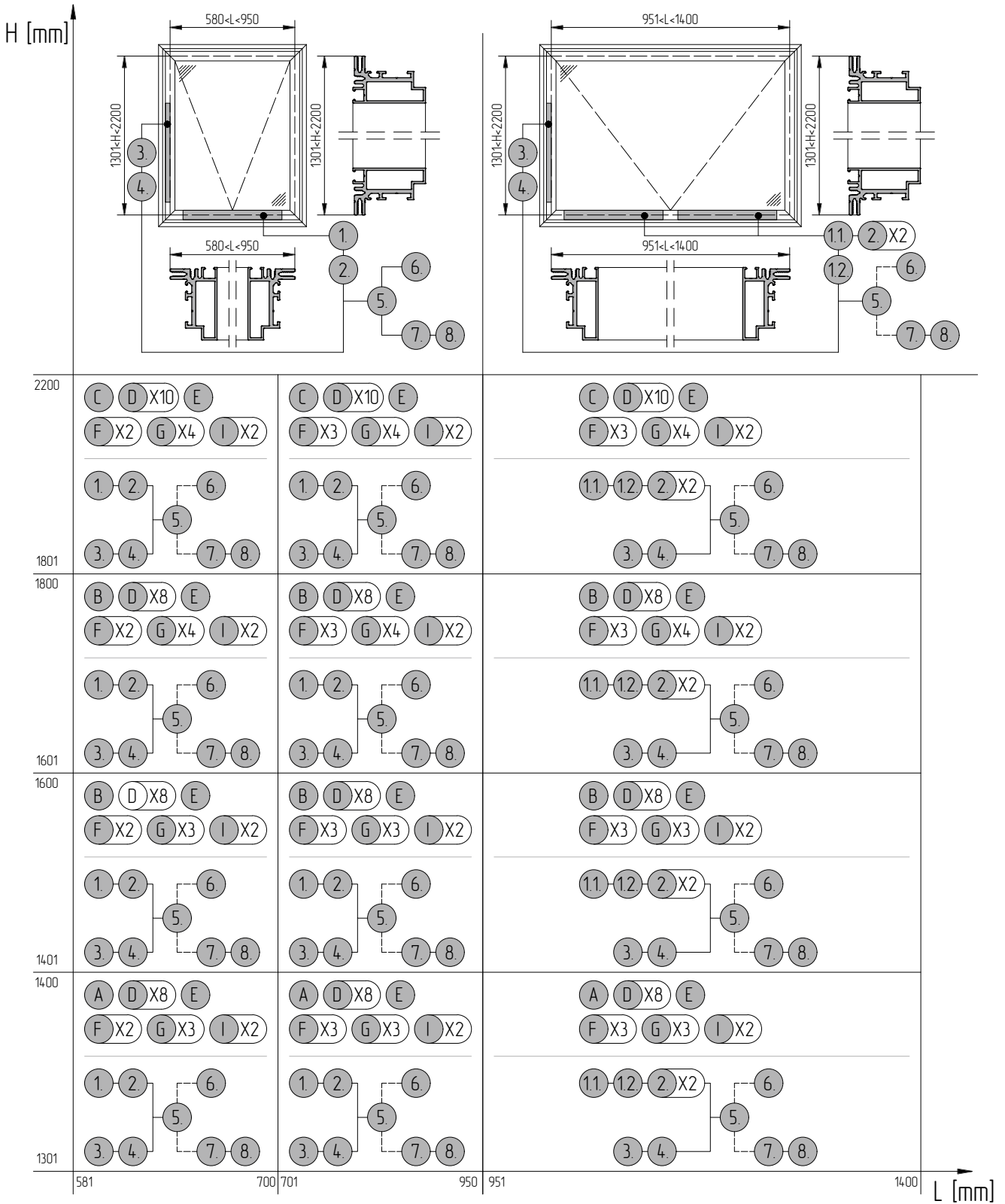






No.	Drawing	Name	Code	Color	Additional mounting hardware	Note
1		D+H Chain drive CDC-0252-0350-1-ACB M1-R-VP	-	-	-	1 pc
11		D+H Chain drive CDC-0252-0350-1-ACB M2-R-VP	-	-	-	1 pc
12		D+H Chain drive CDC-0252-0350-1-ACB S1-L	-	-	-	1 pc
2		D+H Bracket for CDC chain drive CDC-BS021-VF0	-	-	 3,9x9,5-A2IS014586 4 pcs  3,9x13-A2IS014585 4 pcs	1 pc

No.	Drawing	Name	Code	Color	Additional mounting hardware	Note
3.		D+H Window hardware drive VLD 51/038-BSY+	-	-	 M5x12-A2IS014583 2 pcs Knurled threaded rivet nut M5x11,5-A2TR with reduced shoulder, 2 pcs	1 pc
4.		D+H Bracket kit VLD-BS004-IM	-	-	-	1 pc
5.		D+H External power adapter GVL 8304-K (UL)	-	-	-	1 pc
6.		D+H Control button LT 84-U	-	-	-	1 pc
7.		D+H Radio module RCM 024-11-V-RC	-	-	-	1 pc
8.		D+H Remote control RCR 11-2-RU	-	-	-	1 pc

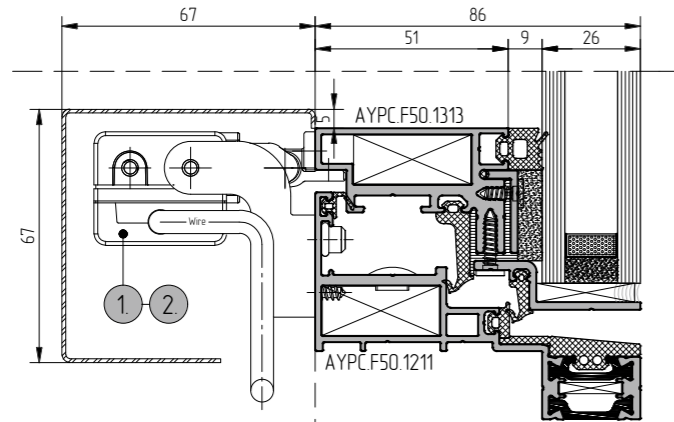


- A 4060.07.55R
- B 4060.08.55R
- C 4060.09.55R
- D 4060.05.02
- E 4060.04
- F 4060.45
- G 4060.10.50
- I 4010.20

- 1 CDC-0252-0350-1-ACB M1-R-VP
- 11 CDC-0252-0350-1-ACB M2-R-VP
- 12 CDC-0252-0350-1-ACB S1-L
- 2 CDC-BS021-VFO
- 3 VLD 51/038-BSY+
- 4 CDC-BS021-VFO
- 5 GVL 8304-K (UL)
- 6 LT 84-U
- 7 RCM 024-11-V-RC
- 8 RCR 11-2-RU

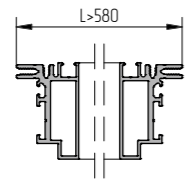
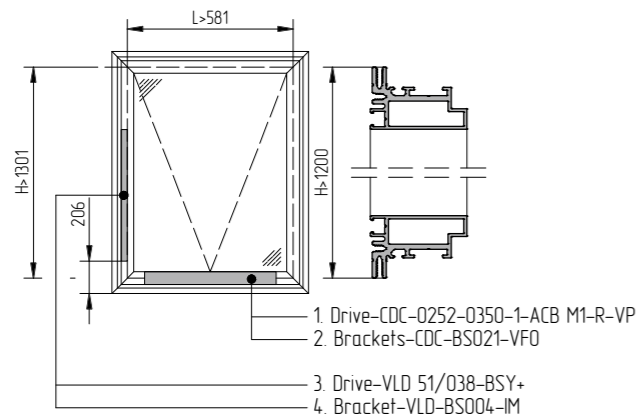


All options for automatics selection are shown in the form of general suggested diagrams. Due to the design specifics of each project, it is recommended to consult with technical experts on the correct selection of automatic opening devices.

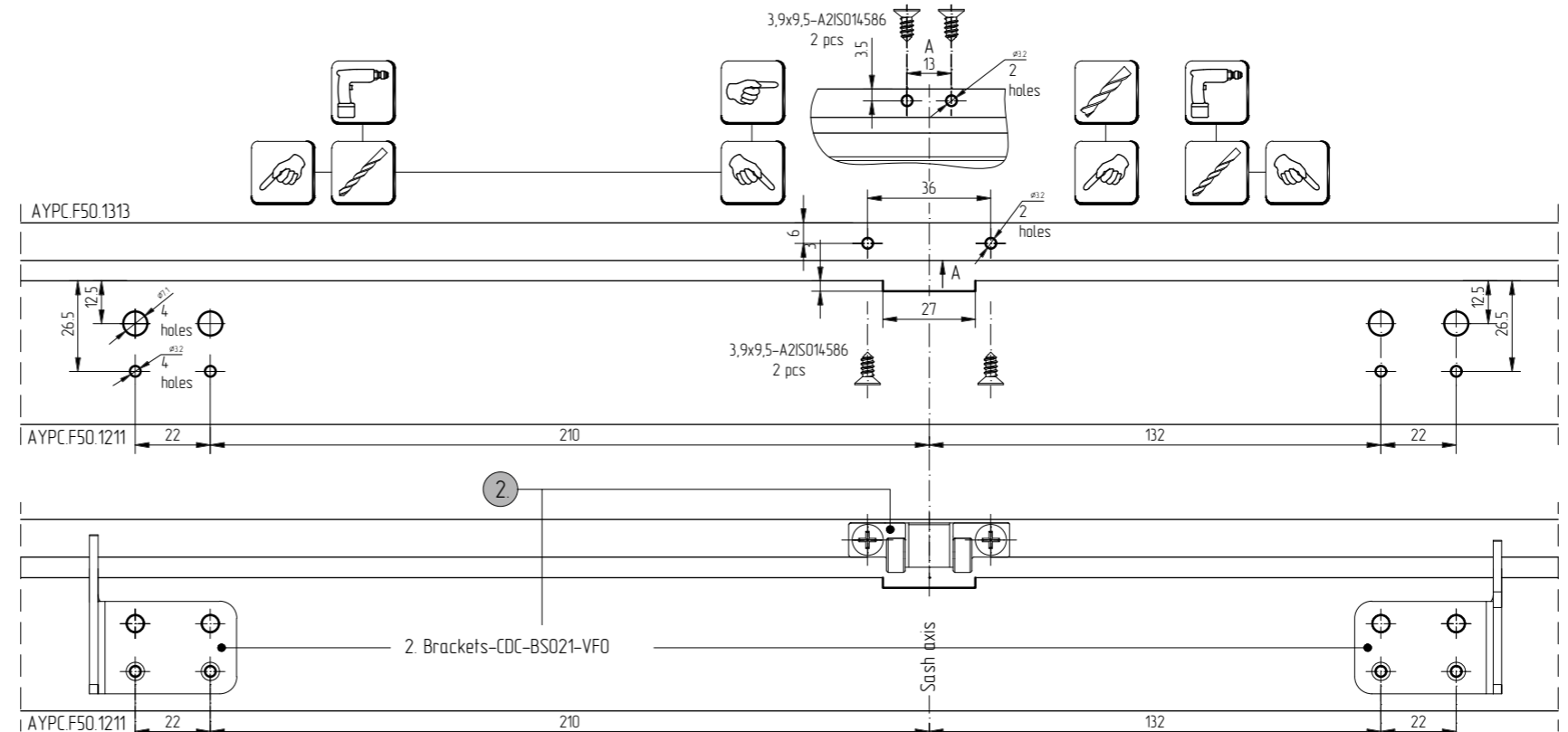
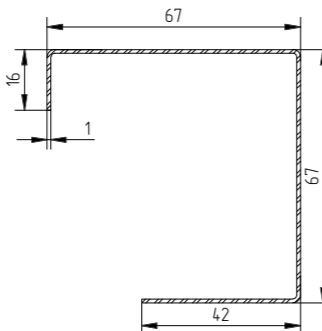


Technical information:
Material: magnesium alloy
Color: RAL 9006

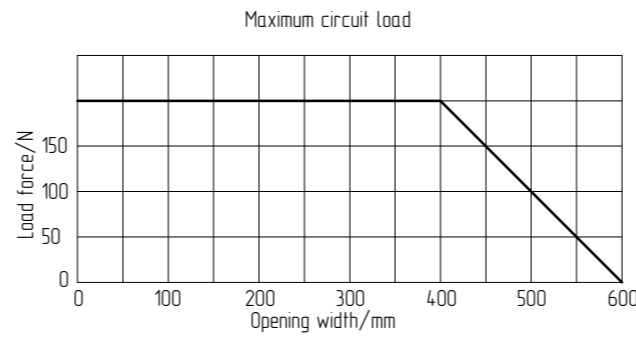
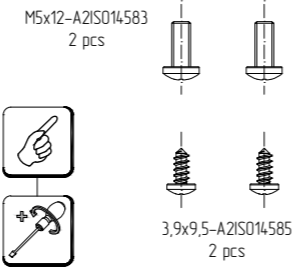
Kit:
1 Drive-CDC-0252-0350-1-ACB M1-R-VP
2 Brackets-CDC-BS021-VFO



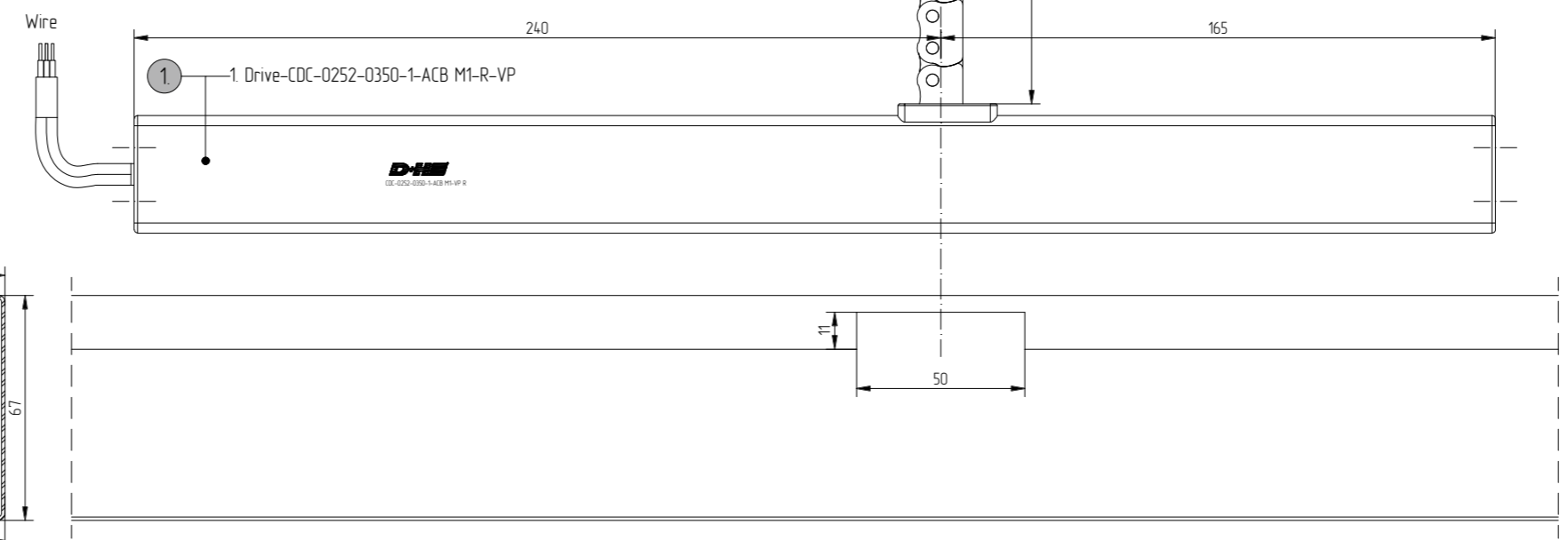
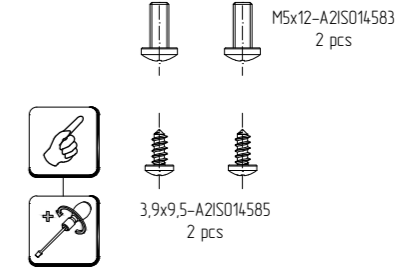
Technical information	
Drive type	CDC-0252-0350-1-ACB M1-VP R
Nominal voltage	24 VDC ±15%
Current consumption	0.6 A
Pressure force	200 N
Traction	150 N
Retention force	1500 N
Opening time	15 s/100 mm
Closing time	20 s/100 mm
Protection class	IP 50
Temperature range	-5°C ... +75°C
Connection	silicone cable
Case	magnesium alloy
Color	silver (RAL 9006)

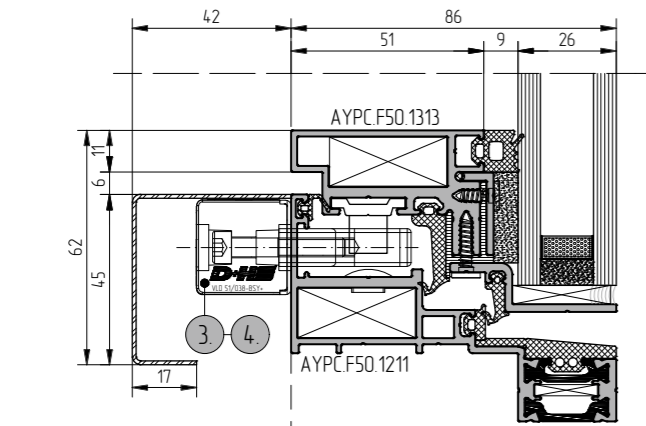


Knurled threaded rivet nut
M5x11,5-A2TR
with reduced shoulder, 2 pcs



Knurled threaded rivet nut
M5x11,5-A2TR
with reduced shoulder, 2 pcs

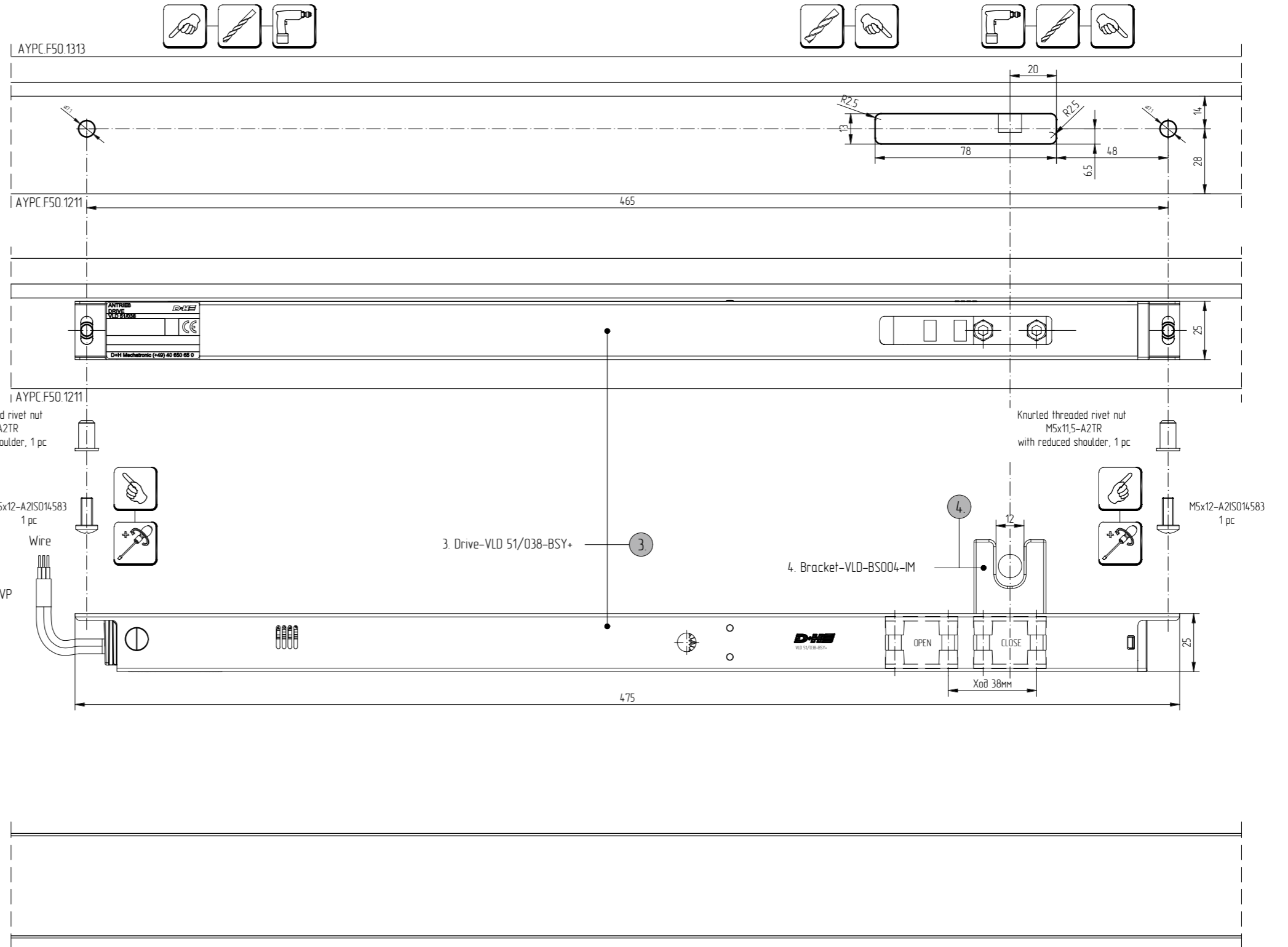
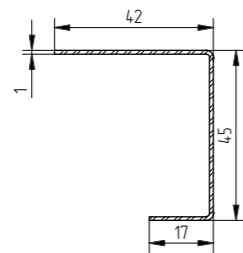
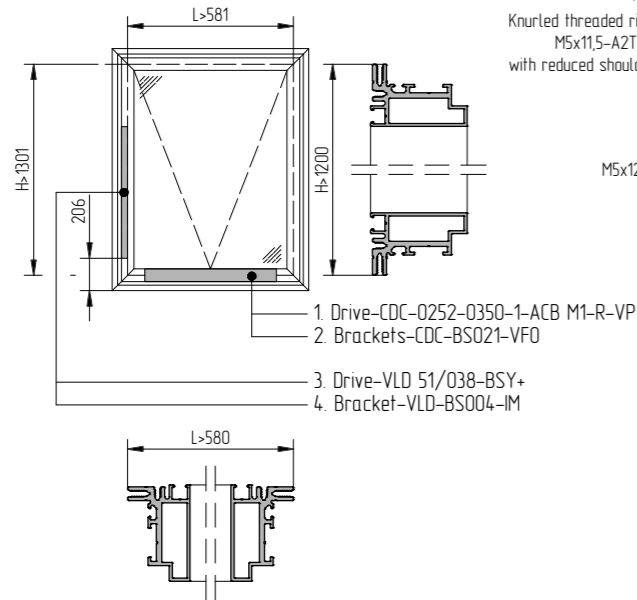


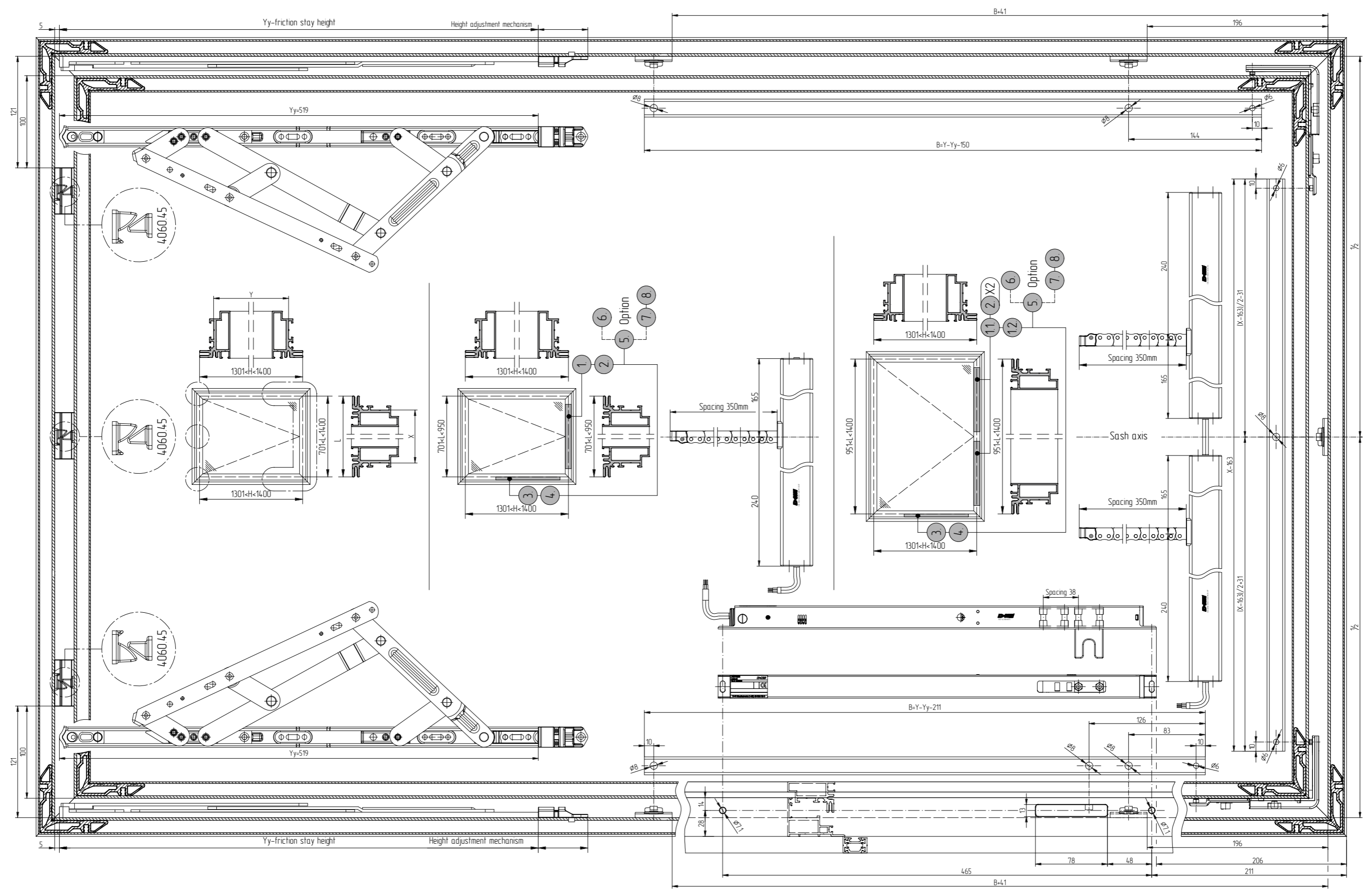


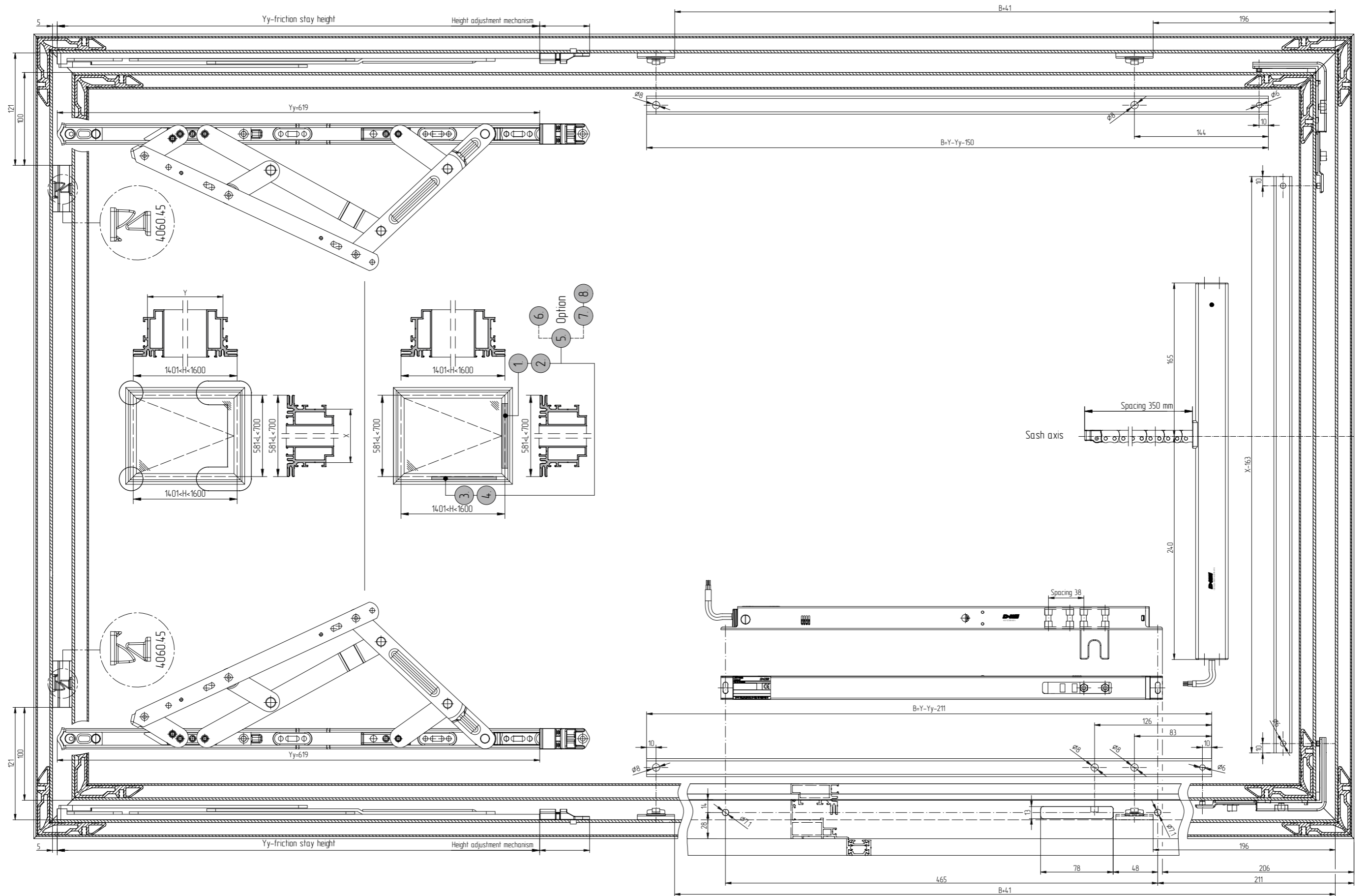
AYPC.F50.0991

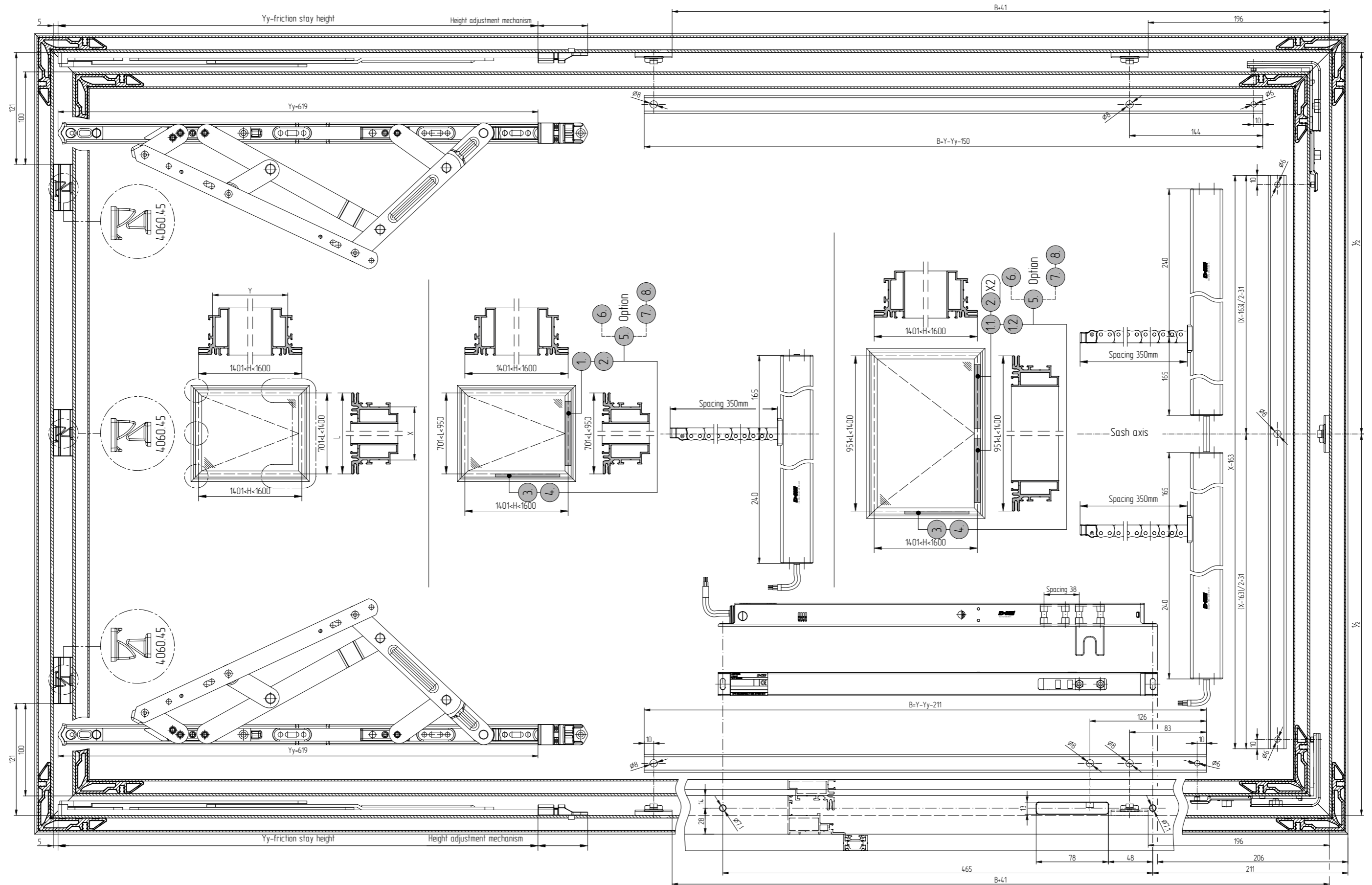
Technical information:
Material: stainless steel
Color: steel
Manufacturer: D+H Mechatronic AG

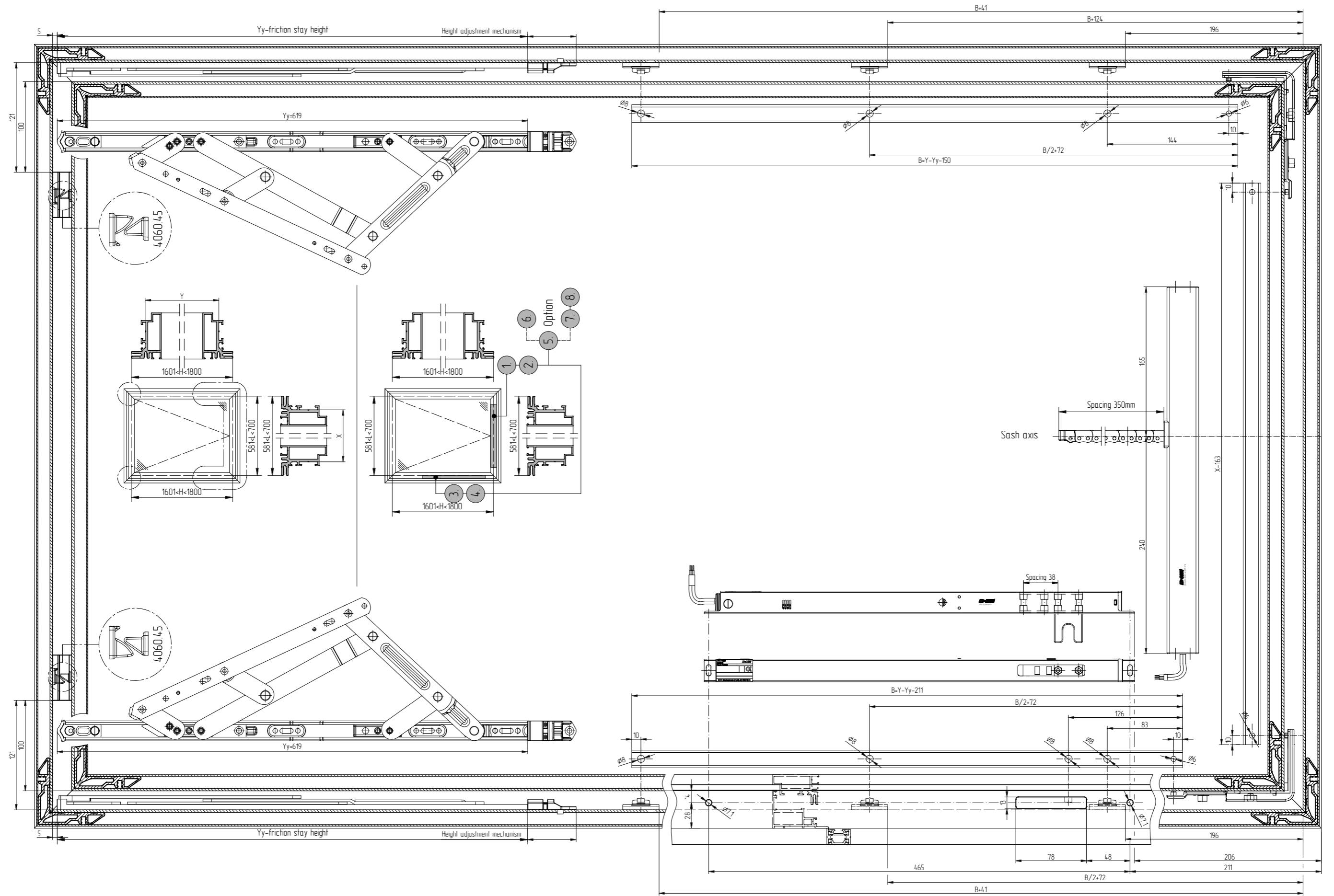
Kit:
3. Drive-VLD 51/038-BSY+
4. Bracket-VLD-BS004-IM

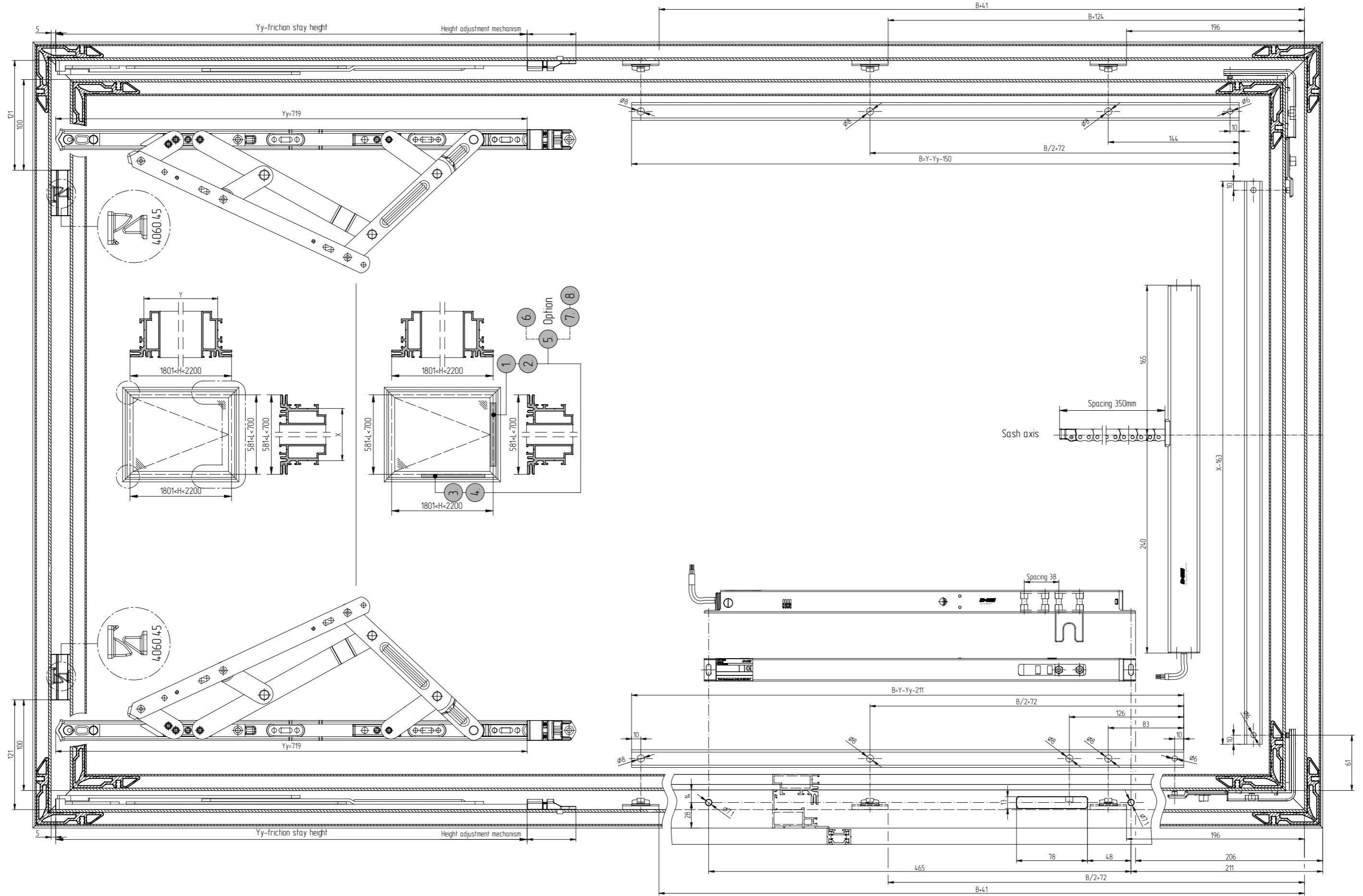


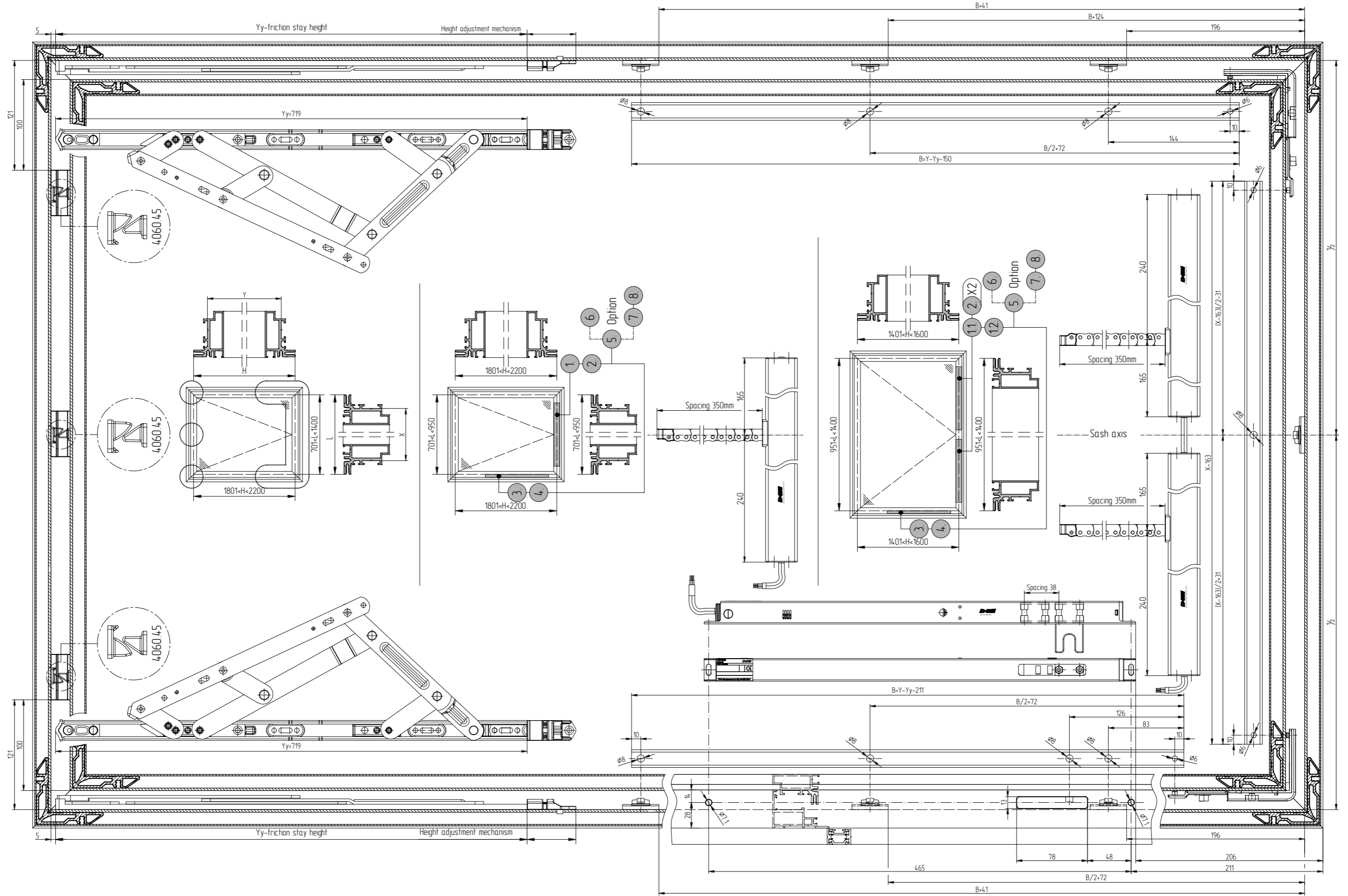














AluminTechno JLLC is an innovative company that designs and manufactures aluminum profile systems for architecture and construction (windows and doors, facade, interior, fire resistant and sun protection systems).

In-house engineering center, full technical support at all stages of project realization, as well as eco-friendly full-cycle production (from smelting of primary aluminium to profile coating) ensure steady and dynamic development of AluminTechno as part of ALUTECH Group.

For over 25 years, ALUTECH Group has been investing into the development of its production capacity which now includes:

- foundry shop – more than 55,000 tons per year;
- extrusion lines – more than 50,000 tons per year;
- powder coating lines – more than 45,000 tons per year;
- anodizing complex – more than 10,000 tons per year.

Currently, AluminTechno JLLC produces over 1,000 different configurations of aluminium profiles, used in automotive and machine tools industry, aviation, energy industry, furniture and light industry, construction and architecture.

Due to the new advanced high-tech complexes operating at AluminTechno JLLC, the company can supply products to its partners in the shortest time period.

ALUTECH Quality Management System and Environmental Management System conform to the requirements of the international standards (ISO 9001:2015 and ISO 14001:2015) and are certified by TÜV INTERNATIONAL CERTIFICATION.



TÜV certificates are among the most prestigious and recognized quality documents worldwide.

High quality of polymer and anodic coatings of ALUTECH Group aluminium profiles is confirmed by Qualicoat/Seaside and Qualanod international quality certificates.



ALUTECH aluminum profiles with anodic oxide coating have reached Cradle to Cradle Certified® Silver level. It is a registered trademark of Cradle to Cradle Products Innovation Institute that confirms sustainability of the product life cycle.

